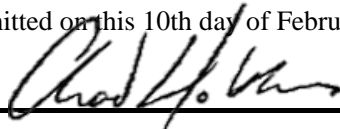


Statement of Financial Position

To the Honorable Mayor and City Council members of the City of Carlyle, I, Chad Holthaus, Treasurer of the City of Carlyle, Illinois hereby submit the following report showing the state of the treasury at the close of business as of January 31, 2020.

<i>FUNDS</i>	<i>BEGINNING BAL.</i>	<i>DISBURSEMENTS</i>	<i>RECEIPTS</i>	<i>ENDING BALANCE</i>
1. General Funds	\$543,343.02	\$140,791.49	\$136,387.82	\$538,939.35
2. Corporate Office	\$769,902.20	\$57,278.94	\$52,681.54	\$765,304.80
3. Street & Alley	\$2,494.63	\$33,938.67	\$36,171.76	\$4,727.72
4. Police	\$9,669.92	\$84,624.93	\$78,528.82	\$3,573.81
11. Economic Development	\$5,344.73	\$1,696.75	\$0.00	\$3,647.98
12. Civil Defense	\$12,775.83	\$0.00	\$185.99	\$12,961.82
13. Garbage	-\$13,034.74	\$19,427.98	\$31,496.36	-\$966.36
14. Hotel/Motel Tax	\$21,933.20	\$686.00	\$3,699.38	\$24,946.58
16. Retirement	\$22,067.52	\$18,147.92	\$14,575.58	\$18,495.18
17. Park	\$2,410.62	\$8,637.75	\$12,400.82	\$6,173.69
18. Playground	\$7,968.67	\$6,614.54	\$7,128.27	\$8,482.40
19. Social Security	\$18,512.79	\$10,671.49	\$11,637.53	\$19,478.83
20. Library	\$5,676.56	\$18,778.25	\$17,853.36	\$4,751.67
21. Sports Complex	\$3,857.03	\$0.00	\$0.00	\$3,857.03
22. Pool House Loan	\$4,400.00	\$3,900.00	\$0.00	\$500.00
23. Library Grant Fund	\$0.00	\$0.00	\$0.00	\$0.00
32. TIF - III	\$88,348.89	\$21,659.17	\$72.54	\$66,762.26
34. TIF - II	\$5,414.94	\$8,206.48	\$20,248.11	\$17,456.57
33. TIF - I	\$242,908.54	\$4,245.75	\$205.85	\$238,868.64
41. Infrastructure	\$722,304.65	\$9,370.00	\$45,142.38	\$758,077.03
<i>SUB-TOTAL</i>	\$2,476,299.00	\$448,676.11	\$468,416.11	\$2,496,039.00
51. Water	\$134,081.02	\$82,434.57	\$101,250.01	\$152,896.46
70. Water Bond & Int.	\$0.00	\$0.00	\$0.00	\$0.00
71. Water Bond & Int. Reserve	\$0.00	\$0.00	\$0.00	\$0.00
72. Water Bond & Int.	\$0.00	\$0.00	\$0.00	\$0.00
73. Alternate Water	\$0.00	\$0.00	\$0.00	\$0.00
74. Water Reserve & Contingency	\$0.00	\$0.00	\$0.00	\$0.00
52. Sewer	\$306,113.85	\$43,249.55	\$51,690.53	\$314,554.83
60. Sewer Bond & Int.	\$0.00	\$0.00	\$0.00	\$0.00
61. Sewer Bond & Int.	\$0.00	\$0.00	\$0.00	\$0.00
62. Sewer Bond & Int.	\$0.00	\$0.00	\$0.00	\$0.00
64. Sewer & Reserve Contingency	\$481,934.79	\$0.00	\$5,250.00	\$487,184.79
53. Electric	\$134,598.51	\$307,612.76	\$294,588.06	\$121,573.81
54. Projects	\$0.00	\$0.00	\$0.00	\$0.00
82. Electric Reserve & Contingency	\$2,073,869.10	\$0.00	\$0.00	\$2,073,869.10
98. Utility Cash Clearing	\$0.00	\$0.00	\$0.00	\$0.00
<i>SUB-TOTAL</i>	\$3,130,597.27	\$433,296.88	\$452,778.60	\$3,150,078.99
<i>ADJUSTMENTS</i>			Correction to 1/2/2020 daily cash report	+ \$0.01
<i>GRAND TOTAL</i>	\$5,606,896.27	\$881,972.99	\$921,194.71	\$5,646,118.00

Respectfully submitted on this 10th day of February 2020



FUNDS INVESTED AS OF: January 31, 2020

Checking Accounts:	BANK	RATE	BALANCE	
Water & Sewer Electric Deposit Fund	FNB	0.30%	\$23,734.24	
Police Dept. - Dare Project	USBank	0.30%	\$13,986.90	
Motor Fuel Tax IL FUNDS Invest. Acct	IL FUNDS	1.69%	\$141,019.15	
Motor Fuel Tax Checking Account	FNB	0.25%	\$4,744.44	
C.D.A.P. Grant Account Checking	FNB	0.60%	\$514,469.63	
Police Dept. - Police Vehicle Fund	FNB	0.00%	\$10,772.00	
Fish Hatchery Deposit - closed Feb 2019	FNB	0.00%	\$0.00	
Christmas in Carlyle	FNB	0.30%	\$15,172.60	
Dog Park Donations	FNB	0.00%	\$416.01	
Cafeteria Plan Account	FNB	0.00%	\$1,825.09	
Health Insurance Account	FNB	0.30%	\$22,040.53	\$748,180.59

SAVINGS/LONG TERM INVESTMENTS-Non General Fund

CD-Water,Sewer,Elec.	USBank	7/16/2019	0.15%	\$15,000.00	
Case Halstead Library CD	Bank of Hillsbor	8/1/2022	3.15%	\$18,350.48	
Sports Complex - Sav	FNB		0.30%	\$28,076.43	\$61,426.91
					<u>\$809,607.50</u> [a]

General Fund Checking

	FNB	0.61%			
Starting Balance				\$699,624.37	
Less interest not credited to books:				-\$443.39	
Less checks outstanding:				-\$144,157.24	
Plus returned checks:				+ \$889.07	
Plus deposits not credited:				+ \$18,540.40	
Less Deposits not on books: ACH Pmts on IMRF/FNB CDs/ST IL IDROP				-\$2,490.74	
Plus Credit Card payments processed not yet credited:				+ \$2,482.48	
Less Credit Card payments rcvd for non general fund account:				-\$340.00	
- Less PSN '79/'80-PY pmts posted for prior month/last month transit				+ \$0.00	
+/- adjustment				+ \$0.00	
+/- carry over adjustment to reconcile				- \$75.00	
Deluxe Business Checks ACH pmt				+ \$0.00	
FNB General Fund Checking Balance:				<u>\$574,029.95</u>	
Sales Tax & Income Tax Funds	IL FUNDS	1.69% / 1.69%		\$4,141,741.34	
Less interest not credited to books:				\$5,834.65	
Less Deposits not on books:				\$162,915.92	
IL FUNDS Balance:				<u>\$3,972,990.77</u>	<u>\$4,547,020.72</u> [b]

SAVINGS/LONG TERM INVESTMENTS-General Fund

INVESTMENT	BANK	MATURITY	RATE		
Fund 61/Sewer Bond Int	FNB	1/0/1900	0.30%	\$11,597.28	
Fund 52/Sewer Replace	FNB	2/19/2020	1.60%	\$187,500.00	
CD	FNB	2/16/2020	1.60%	\$250,000.00	
CD	National Bank	9/15/2022	3.15%	\$200,000.00	
CD	FNB	8/14/2021	2.88%	\$200,000.00	
CD	National Bank	8/28/2022	3.15%	\$250,000.00	
Less interest not on books(interest received)				\$0.00	
Plus Dormancy Service Charge on Sewer Bond Int Acct				\$0.00	\$1,099,097.28 [c]

TOTAL GENERAL FUND: [b+c] **\$5,646,118.00** [d]

TOTAL ALL FUNDS AS OF: **January 31, 2020** [a+d] **\$6,455,725.50**

FHLBC Line of Credit @ FNB \$3,075,000.00
 Securities pledged @ USBank \$0.00
 Securities pledged @ National Bank \$200,000.00

FNB = First National Bank in Carlyle
 USBank = US Bank
 National Bank = National Bank

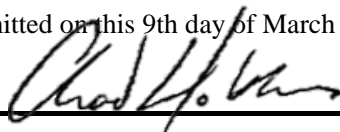
Statement of Financial Position

To the Honorable Mayor and City Council members of the City of Carlyle, I, Chad Holthaus, Treasurer of the City of Carlyle, Illinois hereby submit the following report showing the state of the treasury at the close of business as of February 29, 2020.

<i>FUNDS</i>	<i>BEGINNING BAL.</i>	<i>DISBURSEMENTS</i>	<i>RECEIPTS</i>	<i>ENDING BALANCE</i>
1. General Funds	\$538,939.35	\$106,175.12	\$172,193.30	\$604,957.53
2. Corporate Office	\$765,304.80	\$35,266.22	\$40,753.28	\$770,791.86
3. Street & Alley	\$4,727.72	\$37,348.80	\$36,184.34	\$3,563.26
4. Police	\$3,573.81	\$55,153.43	\$53,939.28	\$2,359.66
11. Economic Development	\$3,647.98	\$63.75	\$0.00	\$3,584.23
12. Civil Defense	\$12,961.82	\$1,030.63	\$0.00	\$11,931.19
13. Garbage	-\$966.36	\$19,677.13	\$20,040.12	-\$603.37
14. Hotel/Motel Tax	\$24,946.58	\$2,070.00	\$1,537.64	\$24,414.22
16. Retirement	\$18,495.18	\$12,029.83	\$0.00	\$6,465.35
17. Park	\$6,173.69	\$9,541.58	\$7,400.00	\$4,032.11
18. Playground	\$8,482.40	\$7,481.77	\$4,742.04	\$5,742.67
19. Social Security	\$19,478.83	\$7,318.68	\$0.00	\$12,160.15
20. Library	\$4,751.67	\$15,217.24	\$16,228.53	\$5,762.96
21. Sports Complex	\$3,857.03	\$0.00	\$0.00	\$3,857.03
22. Pool House Loan	\$500.00	\$3,900.00	\$5,000.00	\$1,600.00
23. Library Grant Fund	\$0.00	\$0.00	\$0.00	\$0.00
32. TIF - III	\$66,762.26	\$899.17	\$56.13	\$65,919.22
34. TIF - II	\$17,456.57	\$7,247.73	\$14.63	\$10,223.47
33. TIF - I	\$238,868.64	\$5,762.00	\$201.39	\$233,308.03
41. Infrastructure	\$758,077.03	\$69,437.93	\$23,432.20	\$712,071.30
<i>SUB-TOTAL</i>	\$2,496,039.00	\$395,621.01	\$381,722.88	\$2,482,140.87

51. Water	\$152,896.46	\$63,612.47	\$102,702.41	\$191,986.40
70. Water Bond & Int.	\$0.00	\$0.00	\$0.00	\$0.00
71. Water Bond & Int. Reserve	\$0.00	\$0.00	\$0.00	\$0.00
72. Water Bond & Int.	\$0.00	\$0.00	\$0.00	\$0.00
73. Alternate Water	\$0.00	\$0.00	\$0.00	\$0.00
74. Water Reserve & Contingency	\$0.00	\$0.00	\$0.00	\$0.00
52. Sewer	\$314,554.83	\$34,179.38	\$52,380.37	\$332,755.82
60. Sewer Bond & Int.	\$0.00	\$0.00	\$0.00	\$0.00
61. Sewer Bond & Int.	\$0.00	\$0.00	\$0.00	\$0.00
62. Sewer Bond & Int.	\$0.00	\$0.00	\$0.00	\$0.00
64. Sewer & Reserve Contingency	\$487,184.79	\$0.00	\$5,250.00	\$492,434.79
53. Electric	\$121,573.81	\$366,874.60	\$298,567.40	\$53,266.61
54. Projects	\$0.00	\$0.00	\$0.00	\$0.00
82. Electric Reserve & Contingency	\$2,073,869.10	\$0.00	\$0.00	\$2,073,869.10
98. Utility Cash Clearing	\$0.00	\$0.00	\$0.00	\$0.00
<i>SUB-TOTAL</i>	\$3,150,078.99	\$464,666.45	\$458,900.18	\$3,144,312.72
<i>ADJUSTMENTS</i>				
<i>GRAND TOTAL</i>	\$5,646,117.99	\$860,287.46	\$840,623.06	\$5,626,453.59

Respectfully submitted on this 9th day of March 2020



FUNDS INVESTED AS OF: February 29, 2020

Checking Accounts:	BANK	RATE	BALANCE	
Water & Sewer Electric Deposit Fund	FNB	0.30%	\$24,760.15	
Police Dept. - Dare Project	USBank	0.30%	\$19,893.01	
Motor Fuel Tax IL FUNDS Invest. Acct	IL FUNDS	1.65%	\$133,407.87	
Motor Fuel Tax Checking Account	FNB	0.28%	\$4,498.15	
C.D.A.P. Grant Account Checking	FNB	0.53%	\$267,734.41	
Police Dept. - Police Vehicle Fund	FNB	0.00%	\$10,776.00	
Fish Hatchery Deposit - closed Feb 2019	FNB	0.00%	\$0.00	
Christmas in Carlyle	FNB	0.30%	\$15,075.38	
Dog Park Donations	FNB	0.00%	\$416.01	
Cafeteria Plan Account	FNB	0.00%	\$2,229.14	
Health Insurance Account	FNB	0.30%	\$46,069.29	\$524,859.41
SAVINGS/LONG TERM INVESTMENTS-Non General Fund				
CD-Water,Sewer,Elec.	USBank	7/16/2019	0.15%	\$15,000.00
Case Halstead Library CD	Bank of Hillsbor	8/1/2022	3.15%	\$18,350.48
Sports Complex - Sav	FNB		0.30%	\$28,076.43
				\$61,426.91
				<u>\$586,286.32</u> [a]

General Fund Checking	FNB	0.67%		
Starting Balance			\$1,028,323.04	
Less interest not credited to books:			-\$559.66	
Less checks outstanding:			-\$187,093.08	
Plus returned checks:			+ \$1,259.25	
Plus deposits not credited:			+ \$37,216.01	
Less Deposits not on books: ACH Pmts on IMRF/FNB CDs/ST IL IDROP			-\$2,490.74	
Plus Credit Card payments processed not yet credited:			+ \$9,205.17	
Less Credit Card payments rcvd for non general fund account:			-\$170.00	
- Less PSN '79/'80-PY pmts posted for prior month/last month transit			+ \$0.00	
+/- adjustment			- \$0.02	
+/- carry over adjustment to reconcile			- \$75.00	
Deluxe Business Checks ACH pmt			+ \$0.00	
FNB General Fund Checking Balance:			<u>\$885,614.97</u>	
Sales Tax & Income Tax Funds	IL FUNDS	1.65% / 1.65%	\$3,820,605.07	
Less interest not credited to books:			\$5,080.33	
Less Deposits not on books:			\$173,783.40	
IL FUNDS Balance:			\$3,641,741.34	\$4,527,356.31 [b]

SAVINGS/LONG TERM INVESTMENTS-General Fund				
INVESTMENT	BANK	MATURITY	RATE	BALANCE
Fund 61/Sewer Bond Int	FNB	1/0/1900	0.30%	\$11,597.28
Fund 52/Sewer Replace	FNB	8/19/2021	1.66%	\$187,500.00
CD	FNB	8/16/2021	1.66%	\$250,000.00
CD	National Bank	9/15/2022	3.15%	\$200,000.00
CD	FNB	8/14/2021	2.88%	\$200,000.00
CD	National Bank	8/28/2022	3.15%	\$250,000.00
Less interest not on books(interest received)				\$0.00
Plus Dormancy Service Charge on Sewer Bond Int Acct				\$0.00
				<u>\$1,099,097.28</u> [c]

TOTAL GENERAL FUND: [b+c] **\$5,626,453.59** [d]

TOTAL ALL FUNDS AS OF: **February 29, 2020** [a+d] **\$6,212,739.91**

FHLBC Line of Credit @ FNB \$3,075,000.00
 Securities pledged @ USBank \$0.00
 Securities pledged @ National Bank \$200,000.00

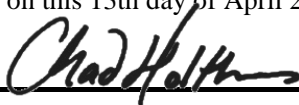
FNB = First National Bank in Carlyle
 USBank = US Bank
 National Bank = National Bank

Statement of Financial Position

To the Honorable Mayor and City Council members of the City of Carlyle, I, Chad Holthaus, Treasurer of the City of Carlyle, Illinois hereby submit the following report showing the state of the treasury at the close of business as of March 31, 2020.

<i>FUNDS</i>	<i>BEGINNING BAL.</i>	<i>DISBURSEMENTS</i>	<i>RECEIPTS</i>	<i>ENDING BALANCE</i>
1. General Funds	\$604,957.53	\$124,744.43	\$163,629.94	\$643,843.04
2. Corporate Office	\$770,791.86	\$37,175.94	\$43,480.35	\$777,096.27
3. Street & Alley	\$3,563.26	\$34,281.40	\$35,884.34	\$5,166.20
4. Police	\$2,359.66	\$56,083.57	\$57,788.39	\$4,064.48
11. Economic Development	\$3,584.23	\$260.00	\$0.00	\$3,324.23
12. Civil Defense	\$11,931.19	\$0.00	\$0.00	\$11,931.19
13. Garbage	-\$603.37	\$19,677.13	\$20,671.77	\$391.27
14. Hotel/Motel Tax	\$24,414.22	\$3,737.00	\$10.76	\$20,687.98
16. Retirement	\$6,465.35	\$11,763.46	\$10,000.00	\$4,701.89
17. Park	\$4,032.11	\$13,016.17	\$11,450.00	\$2,465.94
18. Playground	\$5,742.67	\$7,931.87	\$5,511.70	\$3,322.50
19. Social Security	\$12,160.15	\$7,020.77	\$0.00	\$5,139.38
20. Library	\$5,762.96	\$14,034.91	\$10,000.00	\$1,728.05
21. Sports Complex	\$3,857.03	\$0.00	\$0.00	\$3,857.03
22. Pool House Loan	\$1,600.00	\$3,900.00	\$5,000.00	\$2,700.00
23. Library Grant Fund	\$0.00	\$0.00	\$0.00	\$0.00
32. TIF - III	\$65,919.22	\$899.17	\$28.78	\$65,048.83
34. TIF - II	\$10,223.47	\$11,247.73	\$5,005.61	\$3,981.35
33. TIF - I	\$233,308.03	\$7,627.00	\$102.49	\$225,783.52
41. Infrastructure	\$712,071.30	\$4,830.35	\$22,424.10	\$729,665.05
<i>SUB-TOTAL</i>	\$2,482,140.87	\$358,230.90	\$390,988.23	\$2,514,898.20
51. Water	\$191,986.40	\$61,335.52	\$110,744.33	\$241,395.21
70. Water Bond & Int.	\$0.00	\$0.00	\$0.00	\$0.00
71. Water Bond & Int. Reserve	\$0.00	\$0.00	\$0.00	\$0.00
72. Water Bond & Int.	\$0.00	\$0.00	\$0.00	\$0.00
73. Alternate Water	\$0.00	\$0.00	\$0.00	\$0.00
74. Water Reserve & Contingency	\$0.00	\$0.00	\$0.00	\$0.00
52. Sewer	\$332,755.82	\$26,797.67	\$54,444.10	\$360,402.25
60. Sewer Bond & Int.	\$0.00	\$0.00	\$0.00	\$0.00
61. Sewer Bond & Int.	\$0.00	\$0.00	\$0.00	\$0.00
62. Sewer Bond & Int.	\$0.00	\$0.00	\$0.00	\$0.00
64. Sewer & Reserve Contingency	\$492,434.79	\$0.00	\$5,250.00	\$497,684.79
53. Electric	\$53,266.61	\$417,101.63	\$343,676.57	-\$20,158.45
54. Projects	\$0.00	\$0.00	\$0.00	\$0.00
82. Electric Reserve & Contingency	\$2,073,869.10	\$0.00	\$0.00	\$2,073,869.10
98. Utility Cash Clearing	\$0.00	\$0.00	\$0.00	\$0.00
<i>SUB-TOTAL</i>	\$3,144,312.72	\$505,234.82	\$514,115.00	\$3,153,192.90
<i>ADJUSTMENTS</i>				
<i>GRAND TOTAL</i>	\$5,626,453.59	\$863,465.72	\$905,103.23	\$5,668,091.10

Respectfully submitted on this 13th day of April 2020



FUNDS INVESTED AS OF: March 31, 2020

Checking Accounts:	BANK	RATE	BALANCE	
Water & Sewer Electric Deposit Fund	FNB	0.25%	\$23,745.31	
Police Dept. - Dare Project	USBank	0.25%	\$23,097.50	
Motor Fuel Tax IL FUNDS Invest. Acct	IL FUNDS	1.05%	\$143,650.29	
Motor Fuel Tax Checking Account	FNB	0.20%	\$4,913.03	
C.D.A.P. Grant Account Checking	FNB	0.45%	\$286,761.92	
Police Dept. - Police Vehicle Fund	FNB	0.00%	\$10,812.00	
Fish Hatchery Deposit - closed Feb 2019	FNB	0.00%	\$0.00	
Christmas in Carlyle	FNB	0.25%	\$15,078.55	
Dog Park Donations	FNB	0.00%	\$416.01	
Cafeteria Plan Account	FNB	0.00%	\$2,464.89	
Health Insurance Account	FNB	0.25%	\$31,418.24	\$542,357.74

SAVINGS/LONG TERM INVESTMENTS-Non General Fund					
CD-Water,Sewer,Elec.	USBank	7/16/2019	0.15%	\$15,000.00	
Case Halstead Library CD	Bank of Hillsbor	8/1/2022	3.15%	\$18,350.48	
Sports Complex - Sav	FNB		0.30%	\$28,076.43	\$61,426.91
					<u>\$603,784.65</u> [a]

General Fund Checking					
	FNB		0.61%		
Starting Balance				\$822,489.56	
Less interest not credited to books:				-\$508.66	
Less checks outstanding:				-\$107,102.87	
Plus returned checks:				+ \$889.07	
Plus deposits not credited:				+ \$30,547.53	
Less Deposits not on books: ACH Pmts on IMRF/FNB CDs/ST IL IDROP				\$0.00	
Plus Credit Card payments processed not yet credited:				+ \$2,549.06	
Less Credit Card payments rcvd for non general fund account:				-\$340.00	
- Less PSN '79/'80-PY pmts posted for prior month/last month transit				+ \$0.00	
+/- adjustment				- \$59.94	
+/- carry over adjustment to reconcile				- \$75.00	
Deluxe Business Checks ACH pmt				+ \$0.00	
FNB General Fund Checking Balance:				<u>\$748,388.75</u>	
Sales Tax & Income Tax Funds	IL FUNDS		1.05% / 1.05%	\$3,989,835.38	
Less interest not credited to books:				\$4,110.11	
Less Deposits not on books:				\$165,120.20	
IL FUNDS Balance:				<u>\$3,820,605.07</u>	<u>\$4,568,993.82</u> [b]

SAVINGS/LONG TERM INVESTMENTS-General Fund					
INVESTMENT	BANK	MATURITY	RATE	BALANCE	
Fund 61/Sewer Bond Int	FNB	1/0/1900	0.30%	\$11,597.28	
Fund 52/Sewer Replace	FNB	8/19/2021	1.66%	\$187,500.00	
CD	FNB	8/16/2021	1.66%	\$250,000.00	
CD	National Bank	9/15/2022	3.15%	\$200,000.00	
CD	FNB	8/14/2021	2.88%	\$200,000.00	
CD	National Bank	8/28/2022	3.15%	\$250,000.00	
Less interest not on books(interest received)				\$0.00	
Plus Dormancy Service Charge on Sewer Bond Int Acct				\$0.00	\$1,099,097.28 [c]

TOTAL GENERAL FUND: [b+c] **\$5,668,091.10** [d]

TOTAL ALL FUNDS AS OF: **March 31, 2020** [a+d] **\$6,271,875.75**

FHLBC Line of Credit @ FNB \$3,075,000.00
 Securities pledged @ USBank \$0.00
 Securities pledged @ National Bank \$200,000.00

FNB = First National Bank in Carlyle
 USBank = US Bank
 National Bank = National Bank

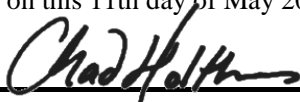
Statement of Financial Position

To the Honorable Mayor and City Council members of the City of Carlyle, I, Chad Holthaus, Treasurer of the City of Carlyle, Illinois hereby submit the following report showing the state of the treasury at the close of business as of April 30, 2020.

<i>FUNDS</i>	<i>BEGINNING BAL.</i>	<i>DISBURSEMENTS</i>	<i>RECEIPTS</i>	<i>ENDING BALANCE</i>
1. General Funds	\$643,843.04	\$121,161.11	\$152,921.48	\$675,603.41
2. Corporate Office	\$777,096.27	\$26,569.10	\$46,228.81	\$796,755.98
3. Street & Alley	\$5,166.20	\$26,524.90	\$25,925.05	\$4,566.35
4. Police	\$4,064.48	\$46,494.56	\$48,835.25	\$6,405.17
11. Economic Development	\$3,324.23	\$0.00	\$0.00	\$3,324.23
12. Civil Defense	\$11,931.19	\$0.00	\$0.00	\$11,931.19
13. Garbage	\$391.27	\$19,622.30	\$20,277.98	\$1,046.95
14. Hotel/Motel Tax	\$20,687.98	\$1,170.00	\$2,398.73	\$21,916.71
16. Retirement	\$4,701.89	\$11,652.23	\$10,000.00	\$3,049.66
17. Park	\$2,465.94	\$4,349.48	\$5,000.00	\$3,116.46
18. Playground	\$3,322.50	\$8,193.70	\$10,489.71	\$5,618.51
19. Social Security	\$5,139.38	\$6,722.16	\$5,000.00	\$3,417.22
20. Library	\$1,728.05	\$11,090.50	\$15,534.80	\$6,172.35
21. Sports Complex	\$3,857.03	\$0.00	\$0.00	\$3,857.03
22. Pool House Loan	\$2,700.00	\$3,900.00	\$5,000.00	\$3,800.00
23. Library Grant Fund	\$0.00	\$0.00	\$0.00	\$0.00
32. TIF - III	\$65,048.83	\$899.17	\$26.80	\$64,176.46
34. TIF - II	\$3,981.35	\$7,247.73	\$5,001.70	\$1,735.32
33. TIF - I	\$225,783.52	\$9,764.88	\$93.09	\$216,111.73
41. Infrastructure	\$729,665.05	\$4,017.50	\$23,987.10	\$749,634.65
<i>SUB-TOTAL</i>	\$2,514,898.20	\$309,379.32	\$376,720.50	\$2,582,239.38

51. Water	\$241,395.21	\$80,947.63	\$84,175.51	\$244,623.09
70. Water Bond & Int.	\$0.00	\$0.00	\$0.00	\$0.00
71. Water Bond & Int. Reserve	\$0.00	\$0.00	\$0.00	\$0.00
72. Water Bond & Int.	\$0.00	\$0.00	\$0.00	\$0.00
73. Alternate Water	\$0.00	\$0.00	\$0.00	\$0.00
74. Water Reserve & Contingency	\$0.00	\$0.00	\$0.00	\$0.00
52. Sewer	\$360,402.25	\$61,413.45	\$49,673.45	\$348,662.25
60. Sewer Bond & Int.	\$0.00	\$0.00	\$0.00	\$0.00
61. Sewer Bond & Int.	\$0.00	\$0.00	\$0.00	\$0.00
62. Sewer Bond & Int.	\$0.00	\$0.00	\$0.00	\$0.00
64. Sewer & Reserve Contingency	\$497,684.79	\$0.00	\$5,250.00	\$502,934.79
53. Electric	-\$20,158.45	\$301,489.90	\$323,597.73	\$1,949.38
54. Projects	\$0.00	\$0.00	\$0.00	\$0.00
82. Electric Reserve & Contingency	\$2,073,869.10	\$75,000.00	\$0.00	\$1,998,869.10
98. Utility Cash Clearing	\$0.00	\$0.00	\$0.00	\$0.00
<i>SUB-TOTAL</i>	\$3,153,192.90	\$518,850.98	\$462,696.69	\$3,097,038.61
<i>ADJUSTMENTS</i>			plus 4/14 PSN Missed (Tut)	+ \$250.00
<i>GRAND TOTAL</i>	\$5,668,091.10	\$828,230.30	\$839,417.19	\$5,679,527.99

Respectfully submitted on this 11th day of May 2020



FUNDS INVESTED AS OF: April 30, 2020

Checking Accounts:	BANK	RATE	BALANCE	
Water & Sewer Electric Deposit Fund	FNB	0.17%	\$24,264.31	
Police Dept. - Dare Project	USBank	0.17%	\$24,996.21	
Motor Fuel Tax IL FUNDS Invest. Acct	IL FUNDS	0.94%	\$154,227.26	
Motor Fuel Tax Checking Account	FNB	0.12%	\$4,913.51	
C.D.A.P. Grant Account Checking	FNB	0.37%	\$291,594.29	
Police Dept. - Police Vehicle Fund	FNB	0.00%	\$10,852.00	
Fish Hatchery Deposit - closed Feb 2019	FNB	0.00%	\$0.00	
Christmas in Carlyle	FNB	0.17%	\$15,300.67	
Dog Park Donations	FNB	0.00%	\$416.01	
Cafeteria Plan Account	FNB	0.00%	\$1,636.58	
Health Insurance Account	FNB	0.17%	\$24,926.86	\$553,127.70

SAVINGS/LONG TERM INVESTMENTS-Non General Fund					
CD-Water,Sewer,Elec.	USBank	7/16/2019	0.15%	\$15,000.00	
Case Halstead Library CD	Bank of Hillsbor	8/1/2022	3.15%	\$18,350.48	
Sports Complex - Sav	FNB		0.30%	\$28,076.43	\$61,426.91
					<u>\$614,554.61</u> [a]

General Fund Checking	FNB	0.44%		
Starting Balance			\$660,352.60	
Less interest not credited to books:			-\$297.06	
Less checks outstanding:			-\$81,069.62	
Plus returned checks:			+\$941.54	
Plus deposits not credited:			+\$7,718.46	
Less Deposits not on books: ACH Pmts on IMRF/FNB CDs/ST IL IDROP			\$0.00	
Plus Credit Card payments processed not yet credited:			+\$3,119.41	
Less Credit Card payments rcvd for non general fund account:			-\$170.00	
- Less PSN '79/'80-PY pmts posted for prior month/last month transit			+\$0.00	
+/- adjustment			+\$0.00	
+/- carry over adjustment to reconcile			+\$0.00	
Deluxe Business Checks ACH pmt			+\$0.00	
FNB General Fund Checking Balance:			<u>\$590,595.33</u>	
Sales Tax & Income Tax Funds	IL FUNDS	0.94% / 0.94%	\$4,143,957.83	
Less interest not credited to books:			\$3,374.49	
Less Deposits not on books:			\$150,747.96	
IL FUNDS Balance:			<u>\$3,989,835.38</u>	<u>\$4,580,430.71</u> [b]

SAVINGS/LONG TERM INVESTMENTS-General Fund					
INVESTMENT	BANK	MATURITY	RATE		
Fund 61/Sewer Bond Int	FNB	1/0/1900	0.17%	\$11,597.28	
Fund 52/Sewer Replace	FNB	8/19/2021	1.66%	\$187,500.00	
CD	FNB	8/16/2021	1.66%	\$250,000.00	
CD	National Bank	9/15/2022	3.15%	\$200,000.00	
CD	FNB	8/14/2021	2.88%	\$200,000.00	
CD	National Bank	8/28/2022	3.15%	\$250,000.00	
Less interest not on books(interest received)			\$0.00		
Plus Dormancy Service Charge on Sewer Bond Int Acct			\$0.00	\$1,099,097.28	[c]

TOTAL GENERAL FUND: [b+c] **\$5,679,527.99** [d]

TOTAL ALL FUNDS AS OF: **April 30, 2020** [a+d] **\$6,294,082.60**

FHLBC Line of Credit @ FNB \$3,075,000.00
 Securities pledged @ USBank \$0.00
 Securities pledged @ National Bank \$200,000.00

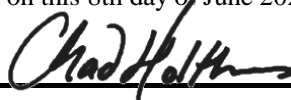
FNB = First National Bank in Carlyle
 USBank = US Bank
 National Bank = National Bank

Statement of Financial Position

To the Honorable Mayor and City Council members of the City of Carlyle, I, Chad Holthaus, Treasurer of the City of Carlyle, Illinois hereby submit the following report showing the state of the treasury at the close of business as of May 31, 2020.

<i>FUNDS</i>	<i>BEGINNING BAL.</i>	<i>DISBURSEMENTS</i>	<i>RECEIPTS</i>	<i>ENDING BALANCE</i>
1. General Funds	\$675,603.41	\$145,127.78	\$151,281.63	\$681,757.26
2. Corporate Office	\$796,755.98	\$38,474.97	\$5,813.28	\$764,094.29
3. Street & Alley	\$4,566.35	\$35,392.49	\$35,875.05	\$5,048.91
4. Police	\$6,405.17	\$64,796.42	\$63,170.06	\$4,778.81
11. Economic Development	\$3,324.23	\$0.00	\$0.00	\$3,324.23
12. Civil Defense	\$11,931.19	\$0.00	\$0.00	\$11,931.19
13. Garbage	\$1,046.95	\$19,820.68	\$20,053.12	\$1,279.39
14. Hotel/Motel Tax	\$21,916.71	\$4,640.00	\$20.98	\$17,297.69
16. Retirement	\$3,049.66	\$11,773.66	\$10,000.00	\$1,276.00
17. Park	\$3,116.46	\$10,784.73	\$10,000.00	\$2,331.73
18. Playground	\$5,618.51	\$7,892.83	\$5,411.67	\$3,137.35
19. Social Security	\$3,417.22	\$6,841.25	\$5,000.00	\$1,575.97
20. Library	\$6,172.35	\$14,114.13	\$10,000.00	\$2,058.22
21. Sports Complex	\$3,857.03	\$0.00	\$0.00	\$3,857.03
22. Pool House Loan	\$3,800.00	\$3,900.00	\$5,000.00	\$4,900.00
23. Library Grant Fund	\$0.00	\$0.00	\$0.00	\$0.00
32. TIF - III	\$64,176.46	\$0.00	\$60.99	\$64,237.45
34. TIF - II	\$1,735.32	\$3,424.98	\$1.94	-\$1,687.72
33. TIF - I	\$216,111.73	\$637.50	\$205.91	\$215,680.14
41. Infrastructure	\$749,634.65	\$2,480.00	\$18,717.04	\$765,871.69
<i>SUB-TOTAL</i>	\$2,582,239.38	\$370,101.42	\$340,611.67	\$2,552,749.63
51. Water	\$244,623.09	\$74,452.71	\$124,134.68	\$294,305.06
70. Water Bond & Int.	\$0.00	\$0.00	\$0.00	\$0.00
71. Water Bond & Int. Reserve	\$0.00	\$0.00	\$0.00	\$0.00
72. Water Bond & Int.	\$0.00	\$0.00	\$0.00	\$0.00
73. Alternate Water	\$0.00	\$0.00	\$0.00	\$0.00
74. Water Reserve & Contingency	\$0.00	\$0.00	\$0.00	\$0.00
52. Sewer	\$348,662.25	\$30,313.82	\$55,866.80	\$374,215.23
60. Sewer Bond & Int.	\$0.00	\$0.00	\$0.00	\$0.00
61. Sewer Bond & Int.	\$0.00	\$0.00	\$0.00	\$0.00
62. Sewer Bond & Int.	\$0.00	\$0.00	\$0.00	\$0.00
64. Sewer & Reserve Contingency	\$502,934.79	\$0.00	\$0.00	\$502,934.79
53. Electric	\$1,949.38	\$473,924.19	\$317,830.59	-\$154,144.22
54. Electric - Regulatory	\$0.00	\$0.00	\$0.00	\$0.00
82. Electric Reserve & Contingency	\$1,998,869.10	\$0.00	\$0.00	\$1,998,869.10
98. Utility Cash Clearing	\$0.00	\$0.00	\$0.00	\$0.00
<i>SUB-TOTAL</i>	\$3,097,038.61	\$578,690.72	\$497,832.07	\$3,016,179.96
<i>ADJUSTMENTS</i>				
<i>GRAND TOTAL</i>	\$5,679,277.99	\$948,792.14	\$838,443.74	\$5,568,929.59

Respectfully submitted on this 8th day of June 2020



FUNDS INVESTED AS OF: May 31, 2020

Checking Accounts:	BANK	RATE	BALANCE
Water & Sewer Electric Deposit Fund	FNB	0.15%	\$24,097.48
Police Dept. - Dare Project	USBank	0.15%	\$24,899.39
Motor Fuel Tax IL FUNDS Invest. Acct	IL FUNDS	0.60%	\$164,057.75
Motor Fuel Tax Checking Account	FNB	0.14%	\$34,678.25
C.D.A.P. Grant Account Checking	FNB	0.35%	\$295,894.69
Police Dept. - Police Vehicle Fund	FNB	0.00%	\$10,852.00
Fish Hatchery Deposit - closed Feb 2019	FNB	0.00%	\$0.00
Christmas in Carlyle	FNB	0.15%	\$15,302.61
Dog Park Donations	FNB	0.00%	\$416.01
Cafeteria Plan Account	FNB	0.00%	\$1,314.20
Health Insurance Account	FNB	0.15%	\$53,306.19
			<u>\$624,818.57</u>

SAVINGS/LONG TERM INVESTMENTS-Non General Fund

CD-Water,Sewer,Elec.	USBank	7/16/2019	0.15%	\$15,000.00	
Case Halstead Library CD	Bank of Hillsbor	8/1/2022	3.15%	\$18,350.48	
Sports Complex - Sav	FNB		0.30%	\$28,076.43	\$61,426.91
					<u>\$686,245.48</u> [a]

General Fund Checking

	FNB	0.39%		
Starting Balance				\$895,657.72
Less interest not credited to books:				-\$224.87
Less checks outstanding:				-\$108,437.65
Plus returned checks:				+ \$889.07
Plus deposits not credited:				+ \$31,713.98
Less Deposits not on books: ACH Pmts on IMRF/FNB CDs/ST IL IDROP				\$0.00
Plus Credit Card payments processed not yet credited:				+ \$6,616.22
Less Credit Card payments rcvd for non general fund account:				-\$170.00
- Less PSN '79/'80-PY pmts posted for prior month/last month transit				+ \$0.00
- missed April WSE Transfer				- \$170.00
+/- carry over adjustment to reconcile				+ \$0.01
Deluxe Business Checks ACH pmt				+ \$0.00
FNB General Fund Checking Balance:				<u>\$825,874.48</u>

Sales Tax & Income Tax Funds	IL FUNDS	0.60% / 0.60%		\$3,790,256.07
Less interest not credited to books:				\$2,565.14
Less Deposits not on books:				\$143,733.10
IL FUNDS Balance:				<u>\$3,643,957.83</u>
				<u>\$4,469,832.31</u> [b]

SAVINGS/LONG TERM INVESTMENTS-General Fund

INVESTMENT	BANK	MATURITY	RATE	BALANCE
Fund 61/Sewer Bond Int	FNB	1/0/1900	0.15%	\$11,597.28
Fund 52/Sewer Replace	FNB	8/19/2021	1.66%	\$187,500.00
CD	FNB	8/16/2021	1.66%	\$250,000.00
CD	National Bank	9/15/2022	3.15%	\$200,000.00
CD	FNB	8/14/2021	2.88%	\$200,000.00
CD	National Bank	8/28/2022	3.15%	\$250,000.00
Less interest not on books(interest received)				\$0.00
Plus Dormancy Service Charge on Sewer Bond Int Acct				\$0.00
				<u>\$1,099,097.28</u> [c]

TOTAL GENERAL FUND: [b+c] **\$5,568,929.59** [d]

TOTAL ALL FUNDS AS OF: **May 31, 2020** [a+d] **\$6,255,175.07**

FHLBC Line of Credit @ FNB \$3,075,000.00
 Securities pledged @ USBank \$0.00
 Securities pledged @ National Bank \$200,000.00

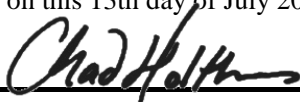
FNB = First National Bank in Carlyle
 USBank = US Bank
 National Bank = National Bank

Statement of Financial Position

To the Honorable Mayor and City Council members of the City of Carlyle, I, Chad Holthaus, Treasurer of the City of Carlyle, Illinois hereby submit the following report showing the state of the treasury at the close of business as of June 30, 2020.

<i>FUNDS</i>	<i>BEGINNING BAL.</i>	<i>DISBURSEMENTS</i>	<i>RECEIPTS</i>	<i>ENDING BALANCE</i>
1. General Funds	\$681,757.26	\$109,773.87	\$130,681.23	\$702,664.62
2. Corporate Office	\$764,094.29	\$35,752.26	\$81,641.86	\$809,983.89
3. Street & Alley	\$5,048.91	\$20,594.97	\$17,077.65	\$1,531.59
4. Police	\$4,778.81	\$53,973.04	\$49,548.12	\$353.89
11. Economic Development	\$3,324.23	\$231.66	\$0.00	\$3,092.57
12. Civil Defense	\$11,931.19	\$0.00	\$0.00	\$11,931.19
13. Garbage	\$1,279.39	\$21,034.18	\$24,119.66	\$4,364.87
14. Hotel/Motel Tax	\$17,297.69	-\$15.00	\$757.66	\$18,070.35
16. Retirement	\$1,276.00	\$12,007.25	\$10,000.00	-\$731.25
17. Park	\$2,331.73	\$9,062.19	\$10,000.00	\$3,269.54
18. Playground	\$3,137.35	\$11,996.39	\$13,332.05	\$4,473.01
19. Social Security	\$1,575.97	\$7,014.67	\$5,000.00	-\$438.70
20. Library	\$2,058.22	\$11,230.61	\$15,000.00	\$5,827.61
21. Sports Complex	\$3,857.03	\$0.00	\$0.00	\$3,857.03
22. Pool House Loan	\$4,900.00	\$4,900.00	\$0.00	\$0.00
23. Library Grant Fund	\$0.00	\$0.00	\$0.00	\$0.00
32. TIF - III	\$64,237.45	\$1,114.50	\$22.73	\$63,145.68
34. TIF - II	-\$1,687.72	\$10,936.48	\$20,000.00	\$7,375.80
33. TIF - I	\$215,680.14	\$27,240.18	\$76.23	\$188,516.19
41. Infrastructure	\$765,871.69	\$5,669.86	\$18,191.42	\$778,393.25
<i>SUB-TOTAL</i>	\$2,552,749.63	\$342,517.11	\$395,448.61	\$2,605,681.13
51. Water	\$294,305.06	\$110,063.46	\$122,473.35	\$306,714.95
70. Water Bond & Int.	\$0.00	\$0.00	\$0.00	\$0.00
71. Water Bond & Int. Reserve	\$0.00	\$0.00	\$0.00	\$0.00
72. Water Bond & Int.	\$0.00	\$0.00	\$0.00	\$0.00
73. Alternate Water	\$0.00	\$0.00	\$0.00	\$0.00
74. Water Reserve & Contingency	\$0.00	\$0.00	\$0.00	\$0.00
52. Sewer	\$374,215.23	\$70,679.44	\$61,794.58	\$365,330.37
60. Sewer Bond & Int.	\$0.00	\$0.00	\$0.00	\$0.00
61. Sewer Bond & Int.	\$0.00	\$0.00	\$0.00	\$0.00
62. Sewer Bond & Int.	\$0.00	\$0.00	\$0.00	\$0.00
64. Sewer & Reserve Contingency	\$502,934.79	\$0.00	\$16,666.66	\$519,601.45
53. Electric	-\$154,144.22	\$293,166.16	\$314,136.66	-\$133,173.72
54. Projects	\$0.00	\$0.00	\$0.00	\$0.00
82. Electric Reserve & Contingency	\$1,998,869.10	\$0.00	\$0.00	\$1,998,869.10
98. Utility Cash Clearing	\$0.00	\$0.00	\$0.00	\$0.00
<i>SUB-TOTAL</i>	\$3,016,179.96	\$473,909.06	\$515,071.25	\$3,057,342.15
<i>ADJUSTMENTS</i>				
<i>GRAND TOTAL</i>	\$5,568,929.59	\$816,426.17	\$910,519.86	\$5,663,023.28

Respectfully submitted on this 13th day of July 2020



FUNDS INVESTED AS OF: June 30, 2020

Checking Accounts:	BANK	RATE	BALANCE	
Water & Sewer Electric Deposit Fund	FNB	0.15%	\$24,610.53	
Police Dept. - Dare Project	USBank	0.15%	\$26,800.95	
Motor Fuel Tax IL FUNDS Invest. Acct	IL FUNDS	0.33%	\$171,825.83	
Motor Fuel Tax Checking Account	FNB	0.15%	\$33,328.20	
C.D.A.P. Grant Account Checking	FNB	0.35%	\$301,256.55	
Police Dept. - Police Vehicle Fund	FNB	0.00%	\$10,872.00	
Fish Hatchery Deposit - closed Feb 2019	FNB	0.00%	\$0.00	
Christmas in Carlyle	FNB	0.15%	\$14,589.15	
Dog Park Donations	FNB	0.00%	\$416.01	
Cafeteria Plan Account	FNB	0.00%	\$1,384.17	
Health Insurance Account	FNB	0.15%	\$48,114.58	\$633,197.97

SAVINGS/LONG TERM INVESTMENTS-Non General Fund

CD-Water,Sewer,Elec.	USBank	7/16/2019	0.15%	\$15,000.00	
Case Halstead Library CD	Bank of Hillsbor	8/1/2022	3.15%	\$18,350.48	
Sports Complex - Sav	FNB		0.30%	\$28,110.66	\$61,461.14
					<u>\$694,659.11</u> [a]

General Fund Checking

	FNB	0.40%			
Starting Balance				\$819,457.95	
Less interest not credited to books:				-\$290.90	
Less checks outstanding:				-\$78,420.13	
Plus returned checks:				+ \$1,849.07	
Plus deposits not credited:				+ \$28,285.97	
Less Deposits not on books: ACH Pmts on IMRF/FNB CDs/ST IL IDROP				\$0.00	
Plus Credit Card payments processed not yet credited:				+ \$2,787.96	
Less Credit Card payments rcvd for non general fund account:				\$0.00	
+/- adjustment				+ \$0.00	
+/- carry over adjustment to reconcile				+ \$0.01	
Deluxe Business Checks ACH pmt				+ \$0.00	
FNB General Fund Checking Balance:				<u>\$773,669.93</u>	

Sales Tax & Income Tax Funds	IL FUNDS	0.33% / 0.33%		\$3,940,086.69	
Less interest not credited to books:				\$1,448.71	
Less Deposits not on books:				\$148,381.91	
IL FUNDS Balance:				<u>\$3,790,256.07</u>	<u>\$4,563,926.00</u> [b]

SAVINGS/LONG TERM INVESTMENTS-General Fund

INVESTMENT	BANK	MATURITY	RATE		
Fund 61/Sewer Bond Int	FNB	1/0/1900	0.15%	\$11,611.42	
Fund 52/Sewer Replace	FNB	8/19/2021	1.66%	\$187,500.00	
CD	FNB	8/16/2021	1.66%	\$250,000.00	
CD	National Bank	9/15/2022	3.15%	\$200,000.00	
CD	FNB	8/14/2021	2.88%	\$200,000.00	
CD	National Bank	8/28/2022	3.15%	\$250,000.00	
Less interest not on books(interest received)				\$14.14	
Plus Dormancy Service Charge on Sewer Bond Int Acct				\$0.00	\$1,099,097.28 [c]

TOTAL GENERAL FUND: [b+c] **\$5,663,023.28** [d]

TOTAL ALL FUNDS AS OF: **June 30, 2020** [a+d] **\$6,357,682.39**

FHLBC Line of Credit @ FNB	\$3,075,000.00
Securities pledged @ USBank	\$0.00
Securities pledged @ National Bank	\$200,000.00

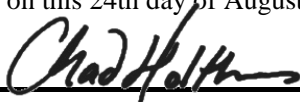
FNB = First National Bank in Carlyle
 USBank = US Bank
 National Bank = National Bank

Statement of Financial Position

To the Honorable Mayor and City Council members of the City of Carlyle, I, Chad Holthaus, Treasurer of the City of Carlyle, Illinois hereby submit the following report showing the state of the treasury at the close of business as of July 31, 2020.

<i>FUNDS</i>	<i>BEGINNING BAL.</i>	<i>DISBURSEMENTS</i>	<i>RECEIPTS</i>	<i>ENDING BALANCE</i>
1. General Funds	\$702,664.62	\$207,762.50	\$129,537.69	\$624,439.81
2. Corporate Office	\$809,983.89	\$50,286.37	\$42,520.07	\$802,217.59
3. Street & Alley	\$1,531.59	\$31,844.31	\$34,575.05	\$4,262.33
4. Police	\$353.89	\$73,566.94	\$80,712.52	\$7,499.47
11. Economic Development	\$3,092.57	\$115.83	\$0.00	\$2,976.74
12. Civil Defense	\$11,931.19	\$0.00	\$0.00	\$11,931.19
13. Garbage	\$4,364.87	\$20,813.41	\$20,683.94	\$4,235.40
14. Hotel/Motel Tax	\$18,070.35	\$2,070.00	\$6.46	\$16,006.81
16. Retirement	-\$731.25	\$17,987.64	\$25,000.00	\$6,281.11
17. Park	\$3,269.54	\$27,915.17	\$30,000.00	\$5,354.37
18. Playground	\$4,473.01	\$28,217.03	\$27,023.78	\$3,279.76
19. Social Security	-\$438.70	\$11,786.33	\$20,000.00	\$7,774.97
20. Library	\$5,827.61	\$23,271.31	\$15,513.80	-\$1,929.90
21. Sports Complex	\$3,857.03	\$737.78	\$0.00	\$3,119.25
22. Pool House Loan	\$0.00	\$0.00	\$0.00	\$0.00
23. Library Grant Fund	\$0.00	\$0.00	\$0.00	\$0.00
32. TIF - III	\$63,145.68	\$557.25	\$22.46	\$62,610.89
34. TIF - II	\$7,375.80	\$7,014.48	\$2.59	\$363.91
33. TIF - I	\$188,516.19	\$2,740.00	\$67.23	\$185,843.42
41. Infrastructure	\$778,393.25	\$16,001.36	\$20,819.92	\$783,211.81
<i>SUB-TOTAL</i>	\$2,605,681.13	\$522,687.71	\$446,485.51	\$2,529,478.93
51. Water	\$306,714.95	\$103,036.41	\$119,069.10	\$322,747.64
70. Water Bond & Int.	\$0.00	\$0.00	\$0.00	\$0.00
71. Water Bond & Int. Reserve	\$0.00	\$0.00	\$0.00	\$0.00
72. Water Bond & Int.	\$0.00	\$0.00	\$0.00	\$0.00
73. Alternate Water	\$0.00	\$0.00	\$0.00	\$0.00
74. Water Reserve & Contingency	\$0.00	\$0.00	\$0.00	\$0.00
52. Sewer	\$365,330.37	\$40,158.97	\$52,367.56	\$377,538.96
60. Sewer Bond & Int.	\$0.00	\$0.00	\$0.00	\$0.00
61. Sewer Bond & Int.	\$0.00	\$0.00	\$0.00	\$0.00
62. Sewer Bond & Int.	\$0.00	\$0.00	\$0.00	\$0.00
64. Sewer & Reserve Contingency	\$519,601.45	\$0.00	\$8,333.33	\$527,934.78
53. Electric	-\$133,173.72	\$464,560.51	\$308,758.69	-\$288,975.54
54. Projects	\$0.00	\$0.00	\$0.00	\$0.00
82. Electric Reserve & Contingency	\$1,998,869.10	\$0.00	\$0.00	\$1,998,869.10
98. Utility Cash Clearing	\$0.00	\$0.00	\$0.00	\$0.00
<i>SUB-TOTAL</i>	\$3,057,342.15	\$607,755.89	\$488,528.68	\$2,938,114.94
<i>ADJUSTMENTS</i>				
<i>GRAND TOTAL</i>	\$5,663,023.28	\$1,130,443.60	\$935,014.19	\$5,467,593.87

Respectfully submitted on this 24th day of August 2020



FUNDS INVESTED AS OF: July 31, 2020

Checking Accounts:	BANK	RATE	BALANCE	
Water & Sewer Electric Deposit Fund	FNB	0.15%	\$23,939.27	
Police Dept. - Dare Project	USBank	0.15%	\$26,316.42	
Motor Fuel Tax IL FUNDS Invest. Acct	IL FUNDS	0.18%	\$179,789.95	
Motor Fuel Tax Checking Account	FNB	0.15%	\$56,271.25	
C.D.A.P. Grant Account Checking	FNB	0.35%	\$306,091.24	
Police Dept. - Police Vehicle Fund	FNB	0.00%	\$10,872.00	
Fish Hatchery Deposit - closed Feb 2019	FNB	0.00%	\$0.00	
Christmas in Carlyle	FNB	0.15%	\$11,590.94	
Dog Park Donations	FNB	0.00%	\$493.01	
Cafeteria Plan Account	FNB	0.00%	\$2,258.76	
Health Insurance Account	FNB	0.15%	\$41,213.16	\$658,836.00

SAVINGS/LONG TERM INVESTMENTS-Non General Fund

CD-Water,Sewer,Elec.	USBank	7/16/2019	0.15%	\$15,000.00	
Case Halstead Library CD	Bank of Hillsbor	8/1/2022	3.15%	\$18,350.48	
Sports Complex - Sav	FNB		0.30%	\$28,110.66	\$61,461.14
					<u>\$720,297.14</u> [a]

General Fund Checking

	FNB	0.40%			
Starting Balance				\$606,335.05	
Less interest not credited to books:				-\$249.14	
Less checks outstanding:				-\$196,769.72	
Plus returned checks:				+ \$2,303.89	
Plus deposits not credited:				+ \$14,428.59	
Less Deposits not on books: ACH Pmts on IMRF/FNB CDs/ST IL IDROP				-\$2,461.94	
Plus Credit Card payments processed not yet credited:				+ \$4,939.02	
Plus PSN-Gen Fund Payments in Transit				+ \$210.00	
Less Credit Card payments revd for non general fund account:				- \$340.00	
+/- adjustment				+ \$0.00	
+/- carry over adjustment to reconcile				+ \$0.01	
Deluxe Business Checks ACH pmt				+ \$0.00	
FNB General Fund Checking Balance:				<u>\$428,395.76</u>	

Sales Tax & Income Tax Funds	IL FUNDS	0.18% / 0.18%		\$4,104,244.51	
Less interest not credited to books:				\$849.72	
Less Deposits not on books:				\$163,308.10	
IL FUNDS Balance:				<u>\$3,940,086.69</u>	<u>\$4,368,482.45</u> [b]

SAVINGS/LONG TERM INVESTMENTS-General Fund

INVESTMENT	BANK	MATURITY	RATE		
Fund 61/Sewer Bond Int	FNB	1/0/1900	0.15%	\$11,611.42	
Fund 52/Sewer Replace	FNB	8/19/2021	1.66%	\$187,500.00	
CD	FNB	8/16/2021	1.66%	\$250,000.00	
CD	National Bank	9/15/2022	3.15%	\$200,000.00	
CD	FNB	8/14/2021	2.88%	\$200,000.00	
CD	National Bank	8/28/2022	3.15%	\$250,000.00	
Less interest not on books(interest received)				\$0.00	
Plus Dormancy Service Charge on Sewer Bond Int Acct				\$0.00	\$1,099,111.42 [c]

TOTAL GENERAL FUND: [b+c] **\$5,467,593.87** [d]

TOTAL ALL FUNDS AS OF: **July 31, 2020** [a+d] **\$6,187,891.01**

FHLBC Line of Credit @ FNB	\$3,075,000.00
Securities pledged @ USBank	\$0.00
Securities pledged @ National Bank	\$200,000.00

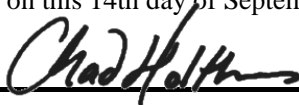
FNB = First National Bank in Carlyle
 USBank = US Bank
 National Bank = National Bank

Statement of Financial Position

To the Honorable Mayor and City Council members of the City of Carlyle, I, Chad Holthaus, Treasurer of the City of Carlyle, Illinois hereby submit the following report showing the state of the treasury at the close of business as of August 31, 2020.

<i>FUNDS</i>	<i>BEGINNING BAL.</i>	<i>DISBURSEMENTS</i>	<i>RECEIPTS</i>	<i>ENDING BALANCE</i>
1. General Funds	\$624,439.81	\$54,771.81	\$153,977.13	\$723,645.13
2. Corporate Office	\$802,217.59	\$31,371.61	\$72,686.87	\$843,532.85
3. Street & Alley	\$4,262.33	\$20,478.06	\$26,928.51	\$10,712.78
4. Police	\$7,499.47	\$45,401.45	\$55,513.78	\$17,611.80
11. Economic Development	\$2,976.74	\$640.83	\$0.00	\$2,335.91
12. Civil Defense	\$11,931.19	\$0.00	\$493.46	\$12,424.65
13. Garbage	\$4,235.40	\$20,656.14	\$19,780.87	\$3,360.13
14. Hotel/Motel Tax	\$16,006.81	\$70.00	\$5,179.50	\$21,116.31
16. Retirement	\$6,281.11	\$11,684.79	\$46,558.93	\$41,155.25
17. Park	\$5,354.37	\$10,752.99	\$29,029.87	\$23,631.25
18. Playground	\$3,279.76	\$14,244.59	\$16,761.31	\$5,796.48
19. Social Security	\$7,774.97	\$7,502.28	\$30,819.23	\$31,091.92
20. Library	-\$1,929.90	\$18,626.48	\$38,053.87	\$17,497.49
21. Sports Complex	\$3,119.25	\$0.00	\$737.78	\$3,857.03
22. Pool House Loan	\$0.00	\$0.00	\$0.00	\$0.00
23. Library Grant Fund	\$0.00	\$0.00	\$0.00	\$0.00
32. TIF - III	\$62,610.89	\$557.25	\$29,121.77	\$91,175.41
34. TIF - II	\$363.91	\$7,014.48	\$309,491.63	\$302,841.06
33. TIF - I	\$185,843.42	\$5,635.00	\$241,102.46	\$421,310.88
41. Infrastructure	\$783,211.81	\$75,294.23	\$21,310.91	\$729,228.49
<i>SUB-TOTAL</i>	\$2,529,478.93	\$324,701.99	\$1,097,547.88	\$3,302,324.82
51. Water	\$322,747.64	\$61,337.60	\$130,622.45	\$392,032.49
70. Water Bond & Int.	\$0.00	\$0.00	\$0.00	\$0.00
71. Water Bond & Int. Reserve	\$0.00	\$0.00	\$0.00	\$0.00
72. Water Bond & Int.	\$0.00	\$0.00	\$0.00	\$0.00
73. Alternate Water	\$0.00	\$0.00	\$0.00	\$0.00
74. Water Reserve & Contingency	\$0.00	\$0.00	\$0.00	\$0.00
52. Sewer	\$377,538.96	\$144,439.33	\$55,330.89	\$288,430.52
60. Sewer Bond & Int.	\$0.00	\$0.00	\$0.00	\$0.00
61. Sewer Bond & Int.	\$0.00	\$0.00	\$0.00	\$0.00
62. Sewer Bond & Int.	\$0.00	\$0.00	\$0.00	\$0.00
64. Sewer & Reserve Contingency	\$527,934.78	\$0.00	\$8,333.33	\$536,268.11
53. Electric	-\$288,975.54	\$377,128.67	\$378,609.08	-\$287,495.13
54. Projects	\$0.00	\$0.00	\$0.00	\$0.00
82. Electric Reserve & Contingency	\$1,998,869.10	\$0.00	\$0.00	\$1,998,869.10
98. Utility Cash Clearing	\$0.00	\$0.00	\$0.00	\$0.00
<i>SUB-TOTAL</i>	\$2,938,114.94	\$582,905.60	\$572,895.75	\$2,928,105.09
<i>ADJUSTMENTS</i>				
<i>GRAND TOTAL</i>	\$5,467,593.87	\$907,607.59	\$1,670,443.63	\$6,230,429.91

Respectfully submitted on this 14th day of September 2020



FUNDS INVESTED AS OF: August 31, 2020

Checking Accounts:	BANK	RATE	BALANCE	
Water & Sewer Electric Deposit Fund	FNB	0.15%	\$25,472.50	
Police Dept. - Dare Project	USBank	0.15%	\$26,278.72	
Motor Fuel Tax IL FUNDS Invest. Acct	IL FUNDS	0.18%	\$124,510.61	
Motor Fuel Tax Checking Account	FNB	0.18%	\$56,483.39	
C.D.A.P. Grant Account Checking	FNB	0.35%	\$260,386.76	
Police Dept. - Police Vehicle Fund	FNB	0.00%	\$10,884.17	
Fish Hatchery Deposit - closed Feb 2019	FNB	0.00%	\$0.00	
Christmas in Carlyle	FNB	0.15%	\$11,592.41	
Dog Park Donations	FNB	0.00%	\$493.01	
Cafeteria Plan Account	FNB	0.00%	\$2,902.20	
Health Insurance Account	FNB	0.15%	\$38,770.26	\$557,774.03

SAVINGS/LONG TERM INVESTMENTS-Non General Fund

CD-Water,Sewer,Elec.	USBank	7/16/2019	0.15%	\$15,000.00	
Case Halstead Library CD	Bank of Hillsbor	8/1/2022	3.15%	\$18,350.48	
Sports Complex - Sav	FNB		0.30%	\$28,110.66	\$61,461.14
					<u>\$619,235.17</u> [a]

General Fund Checking

	FNB	0.42%			
Starting Balance				\$1,562,112.33	
Less interest not credited to books:				-\$301.80	
Less checks outstanding:				-\$94,377.66	
Plus returned checks:				+ \$889.07	
Plus deposits not credited:				+ \$54,839.51	
Less Deposits not on books: ACH Pmts on IMRF/FNB CDs/ST IL IDROP				\$0.00	
Plus Credit Card payments processed not yet credited:				+ \$4,082.53	
Plus PSN-Gen Fund Payments in Transit				+ \$0.00	
Less Credit Card payments revd for non general fund account:				- \$170.00	
+/- adjustment				+ \$0.00	
+/- carry over adjustment to reconcile				+ \$0.00	
Deluxe Business Checks ACH pmt				+ \$0.00	
FNB General Fund Checking Balance:				<u>\$1,527,073.98</u>	
Sales Tax & Income Tax Funds	IL FUNDS	0.18% / 0.18%		\$3,791,830.35	
Less interest not credited to books:				\$547.95	
Less Deposits not on books:				\$187,037.89	
IL FUNDS Balance:				<u>\$3,604,244.51</u>	<u>\$5,131,318.49</u> [b]

SAVINGS/LONG TERM INVESTMENTS-General Fund

INVESTMENT	BANK	MATURITY	RATE	BALANCE	
Fund 61/Sewer Bond Int	FNB	1/0/1900	0.15%	\$11,611.42	
Fund 52/Sewer Replace	FNB	8/19/2021	1.66%	\$187,500.00	
CD	FNB	8/16/2021	1.66%	\$250,000.00	
CD	National Bank	9/15/2022	3.15%	\$200,000.00	
CD	FNB	8/14/2021	2.88%	\$200,000.00	
CD	National Bank	8/28/2022	3.15%	\$250,000.00	
Less interest not on books(interest received)				\$0.00	
Plus Dormancy Service Charge on Sewer Bond Int Acct				\$0.00	\$1,099,111.42 [c]

TOTAL GENERAL FUND: [b+c] **\$6,230,429.91** [d]

TOTAL ALL FUNDS AS OF: **August 31, 2020** [a+d] **\$6,849,665.08**

FHLBC Line of Credit @ FNB \$3,075,000.00
 Securities pledged @ USBank \$0.00
 Securities pledged @ National Bank \$200,000.00

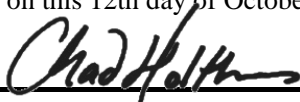
FNB = First National Bank in Carlyle
 USBank = US Bank
 National Bank = National Bank

Statement of Financial Position

To the Honorable Mayor and City Council members of the City of Carlyle, I, Chad Holthaus, Treasurer of the City of Carlyle, Illinois hereby submit the following report showing the state of the treasury at the close of business as of September 30, 2020.

<i>FUNDS</i>	<i>BEGINNING BAL.</i>	<i>DISBURSEMENTS</i>	<i>RECEIPTS</i>	<i>ENDING BALANCE</i>
1. General Funds	\$723,645.13	\$45,359.76	\$170,311.16	\$848,596.53
2. Corporate Office	\$843,532.85	\$30,662.41	\$42,220.10	\$855,090.54
3. Street & Alley	\$10,712.78	\$33,022.39	\$25,920.25	\$3,610.64
4. Police	\$17,611.80	\$55,048.06	\$42,595.20	\$5,158.94
11. Economic Development	\$2,335.91	\$370.83	\$0.00	\$1,965.08
12. Civil Defense	\$12,424.65	\$0.00	\$0.00	\$12,424.65
13. Garbage	\$3,360.13	\$20,574.24	\$20,035.06	\$2,820.95
14. Hotel/Motel Tax	\$21,116.31	\$1,666.00	\$4,692.01	\$24,142.32
16. Retirement	\$41,155.25	\$12,255.55	\$0.00	\$28,899.70
17. Park	\$23,631.25	\$9,576.51	\$0.00	\$14,054.74
18. Playground	\$5,796.48	\$11,086.47	\$6,545.89	\$1,255.90
19. Social Security	\$31,091.92	\$7,315.73	\$0.00	\$23,776.19
20. Library	\$17,497.49	\$18,871.17	\$5,364.00	\$3,990.32
21. Sports Complex	\$3,857.03	\$0.00	\$0.00	\$3,857.03
22. Pool House Loan	\$0.00	\$0.00	\$0.00	\$0.00
23. Library Grant Fund	\$0.00	\$0.00	\$0.00	\$0.00
32. TIF - III	\$91,175.41	\$557.25	\$30.22	\$90,648.38
34. TIF - II	\$302,841.06	\$7,014.48	\$100.48	\$295,927.06
33. TIF - I	\$421,310.88	\$8,120.00	\$139.80	\$413,330.68
41. Infrastructure	\$729,228.49	\$1,485.00	\$25,495.66	\$753,239.15
<i>SUB-TOTAL</i>	\$3,302,324.82	\$262,985.85	\$343,449.83	\$3,382,788.80
51. Water	\$392,032.49	\$74,607.11	\$127,413.40	\$444,838.78
70. Water Bond & Int.	\$0.00	\$0.00	\$0.00	\$0.00
71. Water Bond & Int. Reserve	\$0.00	\$0.00	\$0.00	\$0.00
72. Water Bond & Int.	\$0.00	\$0.00	\$0.00	\$0.00
73. Alternate Water	\$0.00	\$0.00	\$0.00	\$0.00
74. Water Reserve & Contingency	\$0.00	\$0.00	\$0.00	\$0.00
52. Sewer	\$288,430.52	\$38,940.93	\$54,889.68	\$304,379.27
60. Sewer Bond & Int.	\$0.00	\$0.00	\$0.00	\$0.00
61. Sewer Bond & Int.	\$0.00	\$0.00	\$0.00	\$0.00
62. Sewer Bond & Int.	\$0.00	\$0.00	\$0.00	\$0.00
64. Sewer & Reserve Contingency	\$536,268.11	\$0.00	\$8,333.33	\$544,601.44
53. Electric	-\$287,495.13	\$391,065.29	\$407,884.30	-\$270,676.12
54. Projects	\$0.00	\$0.00	\$0.00	\$0.00
82. Electric Reserve & Contingency	\$1,998,869.10	\$0.00	\$0.00	\$1,998,869.10
98. Utility Cash Clearing	\$0.00	\$0.00	\$0.00	\$0.00
<i>SUB-TOTAL</i>	\$2,928,105.09	\$504,613.33	\$598,520.71	\$3,022,012.47
<i>ADJUSTMENTS</i>				
<i>GRAND TOTAL</i>	\$6,230,429.91	\$767,599.18	\$941,970.54	\$6,404,801.27

Respectfully submitted on this 12th day of October 2020



FUNDS INVESTED AS OF: September 30, 2020

Checking Accounts:	BANK	RATE	BALANCE	
Water & Sewer Electric Deposit Fund	FNB	0.15%	<u>\$25,475.70</u>	
Police Dept. - Dare Project	USBank	0.15%	<u>\$25,981.94</u>	
Motor Fuel Tax IL FUNDS Invest. Acct	IL FUNDS	0.11%	<u>\$135,844.28</u>	
Motor Fuel Tax Checking Account	FNB	0.15%	<u>\$50,030.68</u>	
C.D.A.P. Grant Account Checking	FNB	0.35%	<u>\$266,637.05</u>	
Police Dept. - Police Vehicle Fund	FNB	0.00%	<u>\$10,884.17</u>	
Fish Hatchery Deposit - closed Feb 2019	FNB	0.00%	<u>\$0.00</u>	
Christmas in Carlyle	FNB	0.15%	<u>\$11,593.84</u>	
Dog Park Donations	FNB	0.00%	<u>\$493.01</u>	
Cafeteria Plan Account	FNB	0.00%	<u>\$2,639.79</u>	
Health Insurance Account	FNB	0.15%	<u>\$32,737.30</u>	<u>\$562,317.76</u>

SAVINGS/LONG TERM INVESTMENTS-Non General Fund

CD-Water,Sewer,Elec.	USBank	2/16/2021	0.15%	<u>\$15,000.00</u>	
Case Halstead Library CD	Bank of Hillsbor	8/1/2022	3.15%	<u>\$18,350.48</u>	
Sports Complex - Sav	FNB		0.30%	<u>\$28,110.66</u>	<u>\$61,461.14</u>
					<u>\$623,778.90</u> [a]

General Fund Checking

	FNB		0.45%		
Starting Balance				<u>\$1,576,164.48</u>	
Less interest not credited to books:				<u>-\$607.38</u>	
Less checks outstanding:				<u>-\$98,892.00</u>	
Plus returned checks:				<u>+\$889.07</u>	
Plus deposits not credited:				<u>+\$32,798.07</u>	
Less Deposits not on books: ACH Pmts on IMRF/FNB CDs/ST IL IDROP				<u>\$0.00</u>	
Plus Credit Card payments processed not yet credited:				<u>+\$3,927.26</u>	
Plus PSN-Gen Fund Payments in Transit				<u>+\$90.00</u>	
Less Credit Card payments rcvd for non general fund account:				<u>-\$510.00</u>	
+/- adjustment				<u>+\$0.00</u>	
+/- carry over adjustment to reconcile				<u>+\$0.00</u>	
Deluxe Business Checks ACH pmt				<u>+\$0.00</u>	
FNB General Fund Checking Balance:				<u>\$1,513,859.50</u>	
Sales Tax & Income Tax Funds	IL FUNDS		0.11% / 0.11%	<u>\$3,954,671.22</u>	
Less interest not credited to books:				<u>\$408.29</u>	
Less Deposits not on books:				<u>\$162,432.58</u>	
IL FUNDS Balance:				<u>\$3,791,830.35</u>	<u>\$5,305,689.85</u> [b]

SAVINGS/LONG TERM INVESTMENTS-General Fund

INVESTMENT	BANK	MATURITY	RATE		
Fund 61/Sewer Bond Int	FNB	1/0/1900	0.15%	<u>\$11,611.42</u>	
Fund 52/Sewer Replace	FNB	8/19/2021	1.66%	<u>\$187,500.00</u>	
CD	FNB	8/16/2021	1.66%	<u>\$250,000.00</u>	
CD	National Bank	9/15/2022	3.15%	<u>\$200,000.00</u>	
CD	FNB	8/14/2021	2.88%	<u>\$200,000.00</u>	
CD	National Bank	8/28/2022	3.15%	<u>\$250,000.00</u>	
Less interest not on books(interest received)				<u>\$0.00</u>	
Plus Dormancy Service Charge on Sewer Bond Int Acct				<u>\$0.00</u>	<u>\$1,099,111.42</u> [c]

TOTAL GENERAL FUND: [b+c] **\$6,404,801.27** [d]

TOTAL ALL FUNDS AS OF: **September 30, 2020** [a+d] **\$7,028,580.17**

FHLBC Line of Credit @ FNB \$3,075,000.00
 Securities pledged @ USBank \$0.00
 Securities pledged @ National Bank \$200,000.00

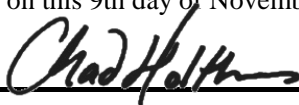
FNB = First National Bank in Carlyle
 USBank = US Bank
 National Bank = National Bank

Statement of Financial Position

To the Honorable Mayor and City Council members of the City of Carlyle, I, Chad Holthaus, Treasurer of the City of Carlyle, Illinois hereby submit the following report showing the state of the treasury at the close of business as of October 31, 2020.

<i>FUNDS</i>	<i>BEGINNING BAL.</i>	<i>DISBURSEMENTS</i>	<i>RECEIPTS</i>	<i>ENDING BALANCE</i>
1. General Funds	\$848,596.53	\$86,406.17	\$144,638.02	\$906,828.38
2. Corporate Office	\$855,090.54	\$29,235.93	\$63,668.12	\$889,522.73
3. Street & Alley	\$3,610.64	\$29,282.24	\$27,325.95	\$1,654.35
4. Police	\$5,158.94	\$48,970.41	\$46,817.86	\$3,006.39
11. Economic Development	\$1,965.08	\$115.83	\$0.00	\$1,849.25
12. Civil Defense	\$12,424.65	\$715.90	\$347.34	\$12,056.09
13. Garbage	\$2,820.95	\$20,624.56	\$20,504.19	\$2,700.58
14. Hotel/Motel Tax	\$24,142.32	\$1,570.00	\$9.13	\$22,581.45
16. Retirement	\$28,899.70	\$12,032.48	\$32,771.87	\$49,639.09
17. Park	\$14,054.74	\$8,634.62	\$20,433.52	\$25,853.64
18. Playground	\$1,255.90	\$6,816.09	\$12,346.06	\$6,785.87
19. Social Security	\$23,776.19	\$7,216.16	\$21,693.02	\$38,253.05
20. Library	\$3,990.32	\$14,920.99	\$13,359.87	\$2,429.20
21. Sports Complex	\$3,857.03	\$0.00	\$0.00	\$3,857.03
22. Pool House Loan	\$0.00	\$0.00	\$0.00	\$0.00
23. Library Grant Fund	\$0.00	\$0.00	\$0.00	\$0.00
32. TIF - III	\$90,648.38	\$557.25	\$17,374.48	\$107,465.61
34. TIF - II	\$295,927.06	\$7,014.48	\$240,117.29	\$529,029.87
33. TIF - I	\$413,330.68	\$4,705.00	\$113,122.73	\$521,748.41
41. Infrastructure	\$753,239.15	\$2,255.17	\$26,611.74	\$777,595.72
<i>SUB-TOTAL</i>	\$3,382,788.80	\$281,073.28	\$801,141.19	\$3,902,856.71
51. Water	\$444,838.78	\$98,188.89	\$124,278.49	\$470,928.38
70. Water Bond & Int.	\$0.00	\$0.00	\$0.00	\$0.00
71. Water Bond & Int. Reserve	\$0.00	\$0.00	\$0.00	\$0.00
72. Water Bond & Int.	\$0.00	\$0.00	\$0.00	\$0.00
73. Alternate Water	\$0.00	\$0.00	\$0.00	\$0.00
74. Water Reserve & Contingency	\$0.00	\$0.00	\$0.00	\$0.00
52. Sewer	\$304,379.27	\$24,975.89	\$56,532.74	\$335,936.12
60. Sewer Bond & Int.	\$0.00	\$0.00	\$0.00	\$0.00
61. Sewer Bond & Int.	\$0.00	\$0.00	\$0.00	\$0.00
62. Sewer Bond & Int.	\$0.00	\$0.00	\$0.00	\$0.00
64. Sewer & Reserve Contingency	\$544,601.44	\$0.00	\$8,333.33	\$552,934.77
53. Electric	-\$270,676.12	\$319,343.36	\$434,595.08	-\$155,424.40
54. Projects	\$0.00	\$0.00	\$0.00	\$0.00
82. Electric Reserve & Contingency	\$1,998,869.10	\$0.00	\$0.00	\$1,998,869.10
98. Utility Cash Clearing	\$0.00	\$0.00	\$0.00	\$0.00
<i>SUB-TOTAL</i>	\$3,022,012.47	\$442,508.14	\$623,739.64	\$3,203,243.97
<i>ADJUSTMENTS</i>				
<i>GRAND TOTAL</i>	\$6,404,801.27	\$723,581.42	\$1,424,880.83	\$7,106,100.68

Respectfully submitted on this 9th day of November 2020



FUNDS INVESTED AS OF: October 31, 2020

Checking Accounts:	BANK	RATE	BALANCE	
Water & Sewer Electric Deposit Fund	FNB	0.15%	\$25,824.68	
Police Dept. - Dare Project	USBank	0.15%	\$25,985.24	
Motor Fuel Tax IL FUNDS Invest. Acct	IL FUNDS	0.10%	\$146,370.93	
Motor Fuel Tax Checking Account	FNB	0.15%	\$50,037.04	
C.D.A.P. Grant Account Checking	FNB	0.33%	\$114,836.61	
Police Dept. - Police Vehicle Fund	FNB	0.00%	\$10,904.17	
Fish Hatchery Deposit - closed Feb 2019	FNB	0.00%	\$0.00	
Christmas in Carlyle	FNB	0.15%	\$11,416.60	
Dog Park Donations	FNB	0.00%	\$493.01	
Cafeteria Plan Account	FNB	0.00%	\$2,405.79	
Health Insurance Account	FNB	0.15%	\$31,040.39	\$419,314.46

SAVINGS/LONG TERM INVESTMENTS-Non General Fund

CD-Water,Sewer,Elec.	USBank	2/16/2021	0.15%	\$15,000.00	
Case Halstead Library CD	Bank of Hillsbor	8/1/2022	3.15%	\$18,350.48	
Sports Complex - Sav	FNB		0.30%	\$28,110.66	\$61,461.14
					<u>\$480,775.60</u> [a]

General Fund Checking

	FNB	0.45%			
Starting Balance				\$2,136,181.29	
Less interest not credited to books:				-\$730.80	
Less checks outstanding:				-\$89,860.07	
Plus returned checks:				+ \$889.07	
Plus deposits not credited:				+ \$0.00	
Less Deposits not on books: ACH Pmts on IMRF/FNB CDs/ST IL IDROP				-\$1,586.89	
Plus Credit Card payments processed not yet credited:				+ \$7,345.44	
Plus PSN-Gen Fund Payments in Transit				+ \$80.00	
Less Credit Card payments revd for non general fund account:				+ \$0.00	
+/- adjustment				+ \$0.00	
+/- carry over adjustment to reconcile				+ \$0.00	
Deluxe Business Checks ACH pmt				+ \$0.00	
FNB General Fund Checking Balance:				<u>\$2,052,318.04</u>	
Sales Tax & Income Tax Funds	IL FUNDS	0.10% / 0.10%		\$4,134,852.20	
Less interest not credited to books:				\$342.74	
Less Deposits not on books:				\$179,838.24	
IL FUNDS Balance:				<u>\$3,954,671.22</u>	<u>\$6,006,989.26</u> [b]

SAVINGS/LONG TERM INVESTMENTS-General Fund

INVESTMENT	BANK	MATURITY	RATE		
Fund 61/Sewer Bond Int	FNB	1/0/1900	0.15%	\$11,611.42	
Fund 52/Sewer Replace	FNB	8/19/2021	1.66%	\$187,500.00	
CD	FNB	8/16/2021	1.66%	\$250,000.00	
CD	National Bank	9/15/2022	3.15%	\$200,000.00	
CD	FNB	8/14/2021	2.88%	\$200,000.00	
CD	National Bank	8/28/2022	3.15%	\$250,000.00	
Less interest not on books(interest received)				\$0.00	
Plus Dormancy Service Charge on Sewer Bond Int Acct				\$0.00	\$1,099,111.42 [c]

TOTAL GENERAL FUND: [b+c] **\$7,106,100.68** [d]

TOTAL ALL FUNDS AS OF: **October 31, 2020** [a+d] **\$7,586,876.28**

FHLBC Line of Credit @ FNB \$3,075,000.00
 Securities pledged @ USBank \$0.00
 Securities pledged @ National Bank \$200,000.00

FNB = First National Bank in Carlyle
 USBank = US Bank
 National Bank = National Bank

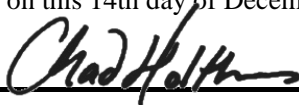
Statement of Financial Position

To the Honorable Mayor and City Council members of the City of Carlyle, I, Chad Holthaus, Treasurer of the City of Carlyle, Illinois hereby submit the following report showing the state of the treasury at the close of business as of November 30, 2020.

<i>FUNDS</i>	<i>BEGINNING BAL.</i>	<i>DISBURSEMENTS</i>	<i>RECEIPTS</i>	<i>ENDING BALANCE</i>
1. General Funds	\$906,828.38	\$174,838.36	\$313,388.08	\$1,045,378.10
2. Corporate Office	\$889,522.73	\$65,019.49	\$41,093.46	\$865,596.70
3. Street & Alley	\$1,654.35	\$53,305.62	\$46,233.33	-\$5,417.94
4. Police	\$3,006.39	\$122,120.99	\$113,371.78	-\$5,742.82
11. Economic Development	\$1,849.25	\$115.83	\$0.00	\$1,733.42
12. Civil Defense	\$12,056.09	\$0.00	\$0.00	\$12,056.09
13. Garbage	\$2,700.58	\$20,694.12	\$20,258.03	\$2,264.49
14. Hotel/Motel Tax	\$22,581.45	\$1,929.00	\$10,656.77	\$31,309.22
16. Retirement	\$49,639.09	\$12,240.07	\$0.00	\$37,399.02
17. Park	\$25,853.64	\$24,808.96	\$0.00	\$1,044.68
18. Playground	\$6,785.87	\$13,415.82	\$10,428.50	\$3,798.55
19. Social Security	\$38,253.05	\$7,126.96	\$0.00	\$31,126.09
20. Library	\$2,429.20	\$14,890.44	\$15,249.00	\$2,787.76
21. Sports Complex	\$3,857.03	\$0.00	\$15,170.00	\$19,027.03
22. Pool House Loan	\$0.00	\$0.00	\$0.00	\$0.00
23. Library Grant Fund	\$0.00	\$0.00	\$0.00	\$0.00
32. TIF - III	\$107,465.61	\$557.25	\$88.92	\$106,997.28
34. TIF - II	\$529,029.87	\$11,014.48	\$437.96	\$518,453.35
33. TIF - I	\$521,748.41	\$62,195.02	\$431.83	\$459,985.22
41. Infrastructure	\$777,595.72	\$4,262.15	\$25,322.47	\$798,656.04
<i>SUB-TOTAL</i>	\$3,902,856.71	\$588,534.56	\$612,130.13	\$3,926,452.28

51. Water	\$470,928.38	\$92,235.09	\$118,923.94	\$497,617.23
70. Water Bond & Int.	\$0.00	\$0.00	\$0.00	\$0.00
71. Water Bond & Int. Reserve	\$0.00	\$0.00	\$0.00	\$0.00
72. Water Bond & Int.	\$0.00	\$0.00	\$0.00	\$0.00
73. Alternate Water	\$0.00	\$0.00	\$0.00	\$0.00
74. Water Reserve & Contingency	\$0.00	\$0.00	\$0.00	\$0.00
52. Sewer	\$335,936.12	\$40,602.43	\$62,262.06	\$357,595.75
60. Sewer Bond & Int.	\$0.00	\$0.00	\$0.00	\$0.00
61. Sewer Bond & Int.	\$0.00	\$0.00	\$0.00	\$0.00
62. Sewer Bond & Int.	\$0.00	\$0.00	\$0.00	\$0.00
64. Sewer & Reserve Contingency	\$552,934.77	\$0.00	\$8,333.33	\$561,268.10
53. Electric	-\$155,424.40	\$331,101.84	\$333,496.65	-\$153,029.59
54. Projects	\$0.00	\$0.00	\$0.00	\$0.00
82. Electric Reserve & Contingency	\$1,998,869.10	\$0.00	\$0.00	\$1,998,869.10
98. Utility Cash Clearing	\$0.00	\$0.00	\$0.00	\$0.00
<i>SUB-TOTAL</i>	\$3,203,243.97	\$463,939.36	\$523,015.98	\$3,262,320.59
<i>ADJUSTMENTS</i>			Double entry of PSN Payment	- \$25.00
<i>GRAND TOTAL</i>	\$7,106,100.68	\$1,052,473.92	\$1,135,146.11	\$7,188,747.87

Respectfully submitted on this 14th day of December 2020



FUNDS INVESTED AS OF: November 30, 2020

Checking Accounts:	BANK	RATE	BALANCE	
Water & Sewer Electric Deposit Fund	FNB	0.15%	\$25,487.91	
Police Dept. - Dare Project	USBank	0.15%	\$25,988.43	
Motor Fuel Tax IL FUNDS Invest. Acct	IL FUNDS	0.10%	\$156,757.68	
Motor Fuel Tax Checking Account	FNB	0.15%	\$44,230.77	
C.D.A.P. Grant Account Checking	FNB	0.25%	\$122,326.59	
Police Dept. - Police Vehicle Fund	FNB	0.00%	\$10,904.17	
Fish Hatchery Deposit - closed Feb 2019	FNB	0.00%	\$0.00	
Christmas in Carlyle	FNB	0.15%	\$5,837.78	
Dog Park Donations	FNB	0.00%	\$493.01	
Cafeteria Plan Account	FNB	0.00%	\$2,399.07	
Health Insurance Account	FNB	0.15%	\$58,354.35	\$452,779.76

SAVINGS/LONG TERM INVESTMENTS-Non General Fund

CD-Water,Sewer,Elec.	USBank	2/16/2021	0.15%	\$15,000.00	
Case Halstead Library CD	Bank of Hillsbor	8/1/2022	3.15%	\$18,350.48	
Sports Complex - Sav	FNB		0.30%	\$28,110.66	\$61,461.14
				<u>\$514,240.90</u>	[a]

General Fund Checking

	FNB	0.45%			
Starting Balance				\$2,104,463.28	
Less interest not credited to books:				-\$807.49	
Less checks outstanding:				-\$153,889.03	
Plus returned checks:				+ \$2,249.07	
Plus deposits not credited:				+ \$0.00	
Less Deposits not on books: ACH Pmts on IMRF/FNB CDs/ST IL IDROP				\$0.00	
Plus Credit Card payments processed not yet credited:				+ \$2,938.42	
Plus PSN-Gen Fund Payments in Transit				+ \$0.00	
Less Credit Card payments rcvd for non general fund account:				- \$170.00	
+/- adjustment				+ \$0.00	
+/- carry over adjustment to reconcile				+ \$0.00	
Deluxe Business Checks ACH pmt				+ \$0.00	
FNB General Fund Checking Balance:				<u>\$1,954,784.25</u>	

Sales Tax & Income Tax Funds	IL FUNDS	0.10% / 0.10%		\$4,291,424.90	
Less interest not credited to books:				\$325.91	
Less Deposits not on books:				\$156,246.79	
IL FUNDS Balance:				<u>\$4,134,852.20</u>	\$6,089,636.45 [b]

SAVINGS/LONG TERM INVESTMENTS-General Fund

INVESTMENT	BANK	MATURITY	RATE		
Fund 61/Sewer Bond Int	FNB	1/0/1900	0.15%	\$11,611.42	
Fund 52/Sewer Replace	FNB	8/19/2021	1.66%	\$187,500.00	
CD	FNB	8/16/2021	1.66%	\$250,000.00	
CD	National Bank	9/15/2022	3.15%	\$200,000.00	
CD	FNB	8/14/2021	2.88%	\$200,000.00	
CD	National Bank	8/28/2022	3.15%	\$250,000.00	
Less interest not on books(interest received)				\$0.00	
Plus Dormancy Service Charge on Sewer Bond Int Acct				\$0.00	\$1,099,111.42 [c]

TOTAL GENERAL FUND: [b+c] \$7,188,747.87 [d]

TOTAL ALL FUNDS AS OF: November 30, 2020 [a+d] \$7,702,988.77

FHLBC Line of Credit @ FNB \$3,075,000.00
 Securities pledged @ USBank \$0.00
 Securities pledged @ National Bank \$200,000.00

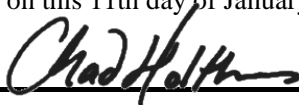
FNB = First National Bank in Carlyle
 USBank = US Bank
 National Bank = National Bank

Statement of Financial Position

To the Honorable Mayor and City Council members of the City of Carlyle, I, Chad Holthaus, Treasurer of the City of Carlyle, Illinois hereby submit the following report showing the state of the treasury at the close of business as of December 31, 2020.

<i>FUNDS</i>	<i>BEGINNING BAL.</i>	<i>DISBURSEMENTS</i>	<i>RECEIPTS</i>	<i>ENDING BALANCE</i>
1. General Funds	\$1,045,378.10	\$199,959.64	\$165,877.23	\$1,011,295.69
2. Corporate Office	\$865,596.70	\$55,883.15	\$45,304.60	\$855,018.15
3. Street & Alley	-\$5,417.94	\$23,680.68	\$40,935.87	\$11,837.25
4. Police	-\$5,742.82	\$55,322.31	\$136,623.60	\$75,558.47
11. Economic Development	\$1,733.42	\$115.83	\$0.00	\$1,617.59
12. Civil Defense	\$12,056.09	\$0.00	\$36.84	\$12,092.93
13. Garbage	\$2,264.49	\$20,622.29	\$21,339.26	\$2,981.46
14. Hotel/Motel Tax	\$31,309.22	\$1,230.00	\$11.35	\$30,090.57
16. Retirement	\$37,399.02	\$11,977.81	\$3,476.12	\$28,897.33
17. Park	\$1,044.68	\$6,658.18	\$12,242.39	\$6,628.89
18. Playground	\$3,798.55	\$5,202.88	\$6,235.97	\$4,831.64
19. Social Security	\$31,126.09	\$7,054.10	\$2,300.99	\$26,372.98
20. Library	\$2,787.76	\$15,816.44	\$21,378.93	\$8,350.25
21. Sports Complex	\$19,027.03	\$0.00	\$0.00	\$19,027.03
22. Pool House Loan	\$0.00	\$0.00	\$0.00	\$0.00
23. Library Grant Fund	\$0.00	\$0.00	\$0.00	\$0.00
32. TIF - III	\$106,997.28	\$1,348.91	\$5,964.92	\$111,613.29
34. TIF - II	\$518,453.35	\$71,588.62	\$36,743.93	\$483,608.66
33. TIF - I	\$459,985.22	\$17,376.01	\$2,821.77	\$445,430.98
41. Infrastructure	\$798,656.04	\$289,005.57	\$23,949.61	\$533,600.08
<i>SUB-TOTAL</i>	\$3,926,452.28	\$782,842.42	\$525,243.38	\$3,668,853.24
51. Water	\$497,617.23	\$110,549.61	\$117,884.32	\$504,951.94
70. Water Bond & Int.	\$0.00	\$0.00	\$0.00	\$0.00
71. Water Bond & Int. Reserve	\$0.00	\$0.00	\$0.00	\$0.00
72. Water Bond & Int.	\$0.00	\$0.00	\$0.00	\$0.00
73. Alternate Water	\$0.00	\$0.00	\$0.00	\$0.00
74. Water Reserve & Contingency	\$0.00	\$0.00	\$0.00	\$0.00
52. Sewer	\$357,595.75	\$47,856.66	\$54,728.61	\$364,467.70
60. Sewer Bond & Int.	\$0.00	\$0.00	\$0.00	\$0.00
61. Sewer Bond & Int.	\$0.00	\$0.00	\$0.00	\$0.00
62. Sewer Bond & Int.	\$0.00	\$0.00	\$0.00	\$0.00
64. Sewer & Reserve Contingency	\$561,268.10	\$0.00	\$8,333.33	\$569,601.43
53. Electric	-\$153,029.59	\$428,834.81	\$289,677.69	-\$292,186.71
54. Projects	\$0.00	\$0.00	\$0.00	\$0.00
82. Electric Reserve & Contingency	\$1,998,869.10	\$0.00	\$0.00	\$1,998,869.10
98. Utility Cash Clearing	\$0.00	\$0.00	\$0.00	\$0.00
<i>SUB-TOTAL</i>	\$3,262,320.59	\$587,241.08	\$470,623.95	\$3,145,703.46
<i>ADJUSTMENTS</i>	Less Nu Ice Network 12/4 PSN Payment			-\$89.00
<i>GRAND TOTAL</i>	\$7,188,772.87	\$1,370,083.50	\$995,867.33	\$6,814,467.70

Respectfully submitted on this 11th day of January 2021



FUNDS INVESTED AS OF: December 31, 2020

Checking Accounts:		BANK	RATE	BALANCE	
Water & Sewer Electric Deposit Fund	FNB	0.15%		\$25,738.60	
Police Dept. - Dare Project	USBank	0.15%		\$25,991.73	
Motor Fuel Tax IL FUNDS Invest. Acct	IL FUNDS	0.09%		\$167,252.57	
Motor Fuel Tax Checking Account	FNB	0.15%		\$43,823.02	
C.D.A.P. Grant Account Checking	FNB	0.25%		\$67,879.48	
Police Dept. - Police Vehicle Fund	FNB	0.00%		\$424.67	
Fish Hatchery Deposit - closed Feb 2019	FNB	0.00%		\$0.00	
Christmas in Carlyle	FNB	0.15%		\$32,965.45	
Dog Park Donations	FNB	0.00%		\$543.01	
Cafeteria Plan Account	FNB	0.00%		\$2,440.87	
Health Insurance Account	FNB	0.15%		\$53,109.88	\$420,169.28
SAVINGS/LONG TERM INVESTMENTS-Non General Fund					
CD-Water,Sewer,Elec.	USBank	2/16/2021	0.15%	\$15,000.00	
Case Halstead Library CD	Bank of Hillsbor	8/1/2022	3.15%	\$18,350.48	
Sports Complex - Sav	FNB		0.15%	\$28,131.74	\$61,482.22
					\$481,651.50 [a]
General Fund Checking					
	FNB		0.45%		
Starting Balance				\$1,536,071.07	
Less interest not credited to books:				-\$700.82	
Less checks outstanding:				-\$117,602.44	
Plus returned checks:				+\$2,820.37	
Plus deposits not credited:				+\$0.00	
Less Deposits not on books: ACH Pmts on IMRF/FNB CDs/ST IL IDROP				-\$1,586.89	
Plus Credit Card payments processed not yet credited:				+\$5,020.09	
Plus PSN-Gen Fund Payments in Transit				+\$80.00	
Less Credit Card payments revd for non general fund account:				-\$170.00	
+/- adjustment				+\$0.00	
+/- carry over adjustment to reconcile				+\$0.00	
Deluxe Business Checks ACH pmt				+\$0.00	
FNB General Fund Checking Balance:				\$1,423,931.38	
Sales Tax & Income Tax Funds	IL FUNDS		0.09% / 0.09%	\$4,447,433.18	
Less interest not credited to books:				\$348.82	
Less Deposits not on books:				\$155,659.46	
IL FUNDS Balance:				\$4,291,424.90	\$5,715,356.28 [b]
SAVINGS/LONG TERM INVESTMENTS-General Fund					
INVESTMENT	BANK	MATURITY	RATE		
Fund 61/Sewer Bond Int	FNB	1/0/1900	0.15%	\$11,620.13	
Fund 52/Sewer Replace	FNB	8/19/2021	1.66%	\$187,500.00	
CD	FNB	8/16/2021	1.66%	\$250,000.00	
CD	National Bank	9/15/2022	3.15%	\$200,000.00	
CD	FNB	8/14/2021	2.88%	\$200,000.00	
CD	National Bank	8/28/2022	3.15%	\$250,000.00	
Less interest not on books(interest received)				\$8.71	
Plus Dormancy Service Charge on Sewer Bond Int Acct				\$0.00	\$1,099,111.42 [c]
TOTAL GENERAL FUND:				[b+c]	\$6,814,467.70 [d]
TOTAL ALL FUNDS AS OF:				[a+d]	\$7,296,119.20
				December 31, 2020	
FHLBC Line of Credit @ FNB		\$3,075,000.00			
Securities pledged @ USBank		\$0.00			
Securities pledged @ National Bank		\$200,000.00			

FNB = First National Bank in Carlyle
 USBank = US Bank
 National Bank = National Bank