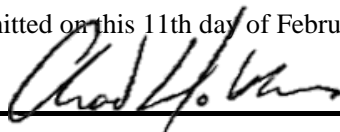


Statement of Financial Position

To the Honorable Mayor and City Council members of the City of Carlyle, I, Chad Holthaus, Treasurer of the City of Carlyle, Illinois hereby submit the following report showing the state of the treasury at the close of business as of January 31, 2019.

<i>FUNDS</i>	<i>BEGINNING BAL.</i>	<i>DISBURSEMENTS</i>	<i>RECEIPTS</i>	<i>ENDING BALANCE</i>
1. General Funds	\$459,097.41	\$128,132.10	\$119,652.49	\$450,617.80
2. Corporate Office	\$629,869.81	\$51,582.12	\$58,929.66	\$637,217.35
3. Street & Alley	-\$1,930.60	\$42,046.51	\$30,778.71	-\$13,198.40
4. Police	-\$14,313.47	\$80,195.43	\$64,353.01	-\$30,155.89
11. Economic Development	\$7,486.39	\$522.49	\$0.00	\$6,963.90
12. Civil Defense	\$11,707.03	\$0.00	\$186.04	\$11,893.07
13. Garbage	\$10,453.13	\$20,821.62	\$20,234.44	\$9,865.95
14. Hotel/Motel Tax	\$29,480.85	\$900.00	\$572.69	\$29,153.54
16. Retirement	\$5,556.73	\$9,308.93	\$14,578.41	\$10,826.21
17. Park	\$274.14	\$17,135.71	\$11,511.95	-\$5,349.62
18. Playground	\$1,861.18	\$3,616.86	\$6,639.32	\$4,883.64
19. Social Security	\$15,860.87	\$6,979.76	\$11,639.81	\$20,520.92
20. Library	\$3,292.40	\$17,419.93	\$12,686.59	-\$1,440.94
21. Sports Complex	-\$17,462.75	\$6,280.00	\$4,549.30	-\$19,193.45
22. Pool House Loan	\$1,200.00	\$3,900.00	\$0.00	-\$2,700.00
23. Library Grant Fund	\$0.00	\$0.00	\$0.00	\$0.00
32. TIF - III	\$154,993.72	\$35,801.84	\$31.21	\$119,223.09
34. TIF - II	\$551,143.39	\$611,402.05	\$110.97	-\$60,147.69
33. TIF - I	\$418,355.11	\$189,594.22	\$84.22	\$228,845.11
41. Infrastructure	\$677,253.15	\$4,125.66	\$21,935.87	\$695,063.36
<i>SUB-TOTAL</i>	\$2,944,178.49	\$1,229,765.23	\$378,474.69	\$2,092,887.95
51. Water	\$25,011.76	\$154,500.03	\$109,088.52	-\$20,399.75
70. Water Bond & Int.	\$0.00	\$0.00	\$0.00	\$0.00
71. Water Bond & Int. Reserve	\$0.00	\$0.00	\$0.00	\$0.00
72. Water Bond & Int.	\$0.00	\$0.00	\$0.00	\$0.00
73. Alternate Water	\$0.00	\$0.00	\$0.00	\$0.00
74. Water Reserve & Contingency	\$0.00	\$0.00	\$0.00	\$0.00
52. Sewer	\$157,958.37	\$34,625.41	\$52,325.15	\$175,658.11
60. Sewer Bond & Int.	\$0.00	\$0.00	\$0.00	\$0.00
61. Sewer Bond & Int.	\$0.00	\$0.00	\$0.00	\$0.00
62. Sewer Bond & Int.	\$0.00	\$0.00	\$0.00	\$0.00
64. Sewer & Reserve Contingency	\$408,434.79	\$0.00	\$5,250.00	\$413,684.79
53. Electric	\$85,800.98	\$379,475.49	\$292,336.26	-\$1,338.25
54. Projects	\$0.00	\$5,652.40	\$5,652.40	\$0.00
82. Electric Reserve & Contingency	\$2,523,869.10	\$0.00	\$0.00	\$2,523,869.10
98. Utility Cash Clearing	\$0.00	\$0.00	\$0.00	\$0.00
<i>SUB-TOTAL</i>	\$3,201,075.00	\$574,253.33	\$464,652.33	\$3,091,474.00
<i>ADJUSTMENTS</i>				
<i>GRAND TOTAL</i>	\$6,145,253.49	\$1,804,018.56	\$843,127.02	\$5,184,361.95

Respectfully submitted on this 11th day of February 2019



FUNDS INVESTED AS OF: January 31, 2019

Checking Accounts:	BANK	RATE	BALANCE
Water & Sewer Electric Deposit Fund	FNB	0.30%	\$23,584.68
Police Dept. - Dare Project	USBank	0.30%	\$23,865.45
Motor Fuel Tax IL FUNDS Invest. Acct	IL FUNDS	2.46%	\$164,434.12
Motor Fuel Tax Checking Account	FNB	0.25%	\$2,777.81
C.D.A.P. Grant Account Checking	FNB	0.45%	\$706,828.57
Police Dept. - Police Vehicle Fund	FNB	0.00%	\$10,001.00
Fish Hatchery Deposit	FNB	0.00%	\$830.58
Library Checking	FNB	0.12%	\$18,350.48
Christmas in Carlyle	FNB	0.30%	\$13,666.38
Dog Park Donations	FNB	0.00%	\$316.01
Cafeteria Plan Account	FNB	0.00%	\$1,024.11
Health Insurance Account	FNB	0.30%	\$29,429.55
			\$995,108.74

SAVINGS/LONG TERM INVESTMENTS-Non General Fund

CD-Water,Sewer,Elec.	USBank	7/16/2019	0.15%	\$15,000.00	
Sports Complex - Sav	FNB		0.30%	\$44,506.85	\$59,506.85
					<u>\$1,054,615.59</u> [a]

General Fund Checking

	FNB	0.45%		
Starting Balance				\$600,749.47
Less interest not credited to books:				\$448.99
Less checks outstanding:				\$338,365.22
Plus returned checks:				\$1,584.46
Plus deposits not credited:				\$24,590.99
Less Deposits not on books: ACH Pmts on IMRF/FNB CDs/ST IL IDROP				\$0.00
Plus Credit Card payments processed not yet credited:				\$2,432.11
Less Credit Card payments rcvd for non general fund account:				\$170.00
+ PSN Pmt in Transit				+ \$30.00
+/- Delgado\Kellermann Jan PSN Pmt transit +\$170 -\$30				+ \$140.00
Health Insurance Transfer in transit				- \$50,805.00
FNB General Fund Checking Balance:				<u>\$239,737.82</u>

Sales Tax & Income Tax Funds	IL FUNDS	2.46% / 2.46%		\$3,991,297.52	
Less interest not credited to books:				\$8,092.67	
Less Deposits not on books:				\$137,643.38	
IL FUNDS Balance:				\$3,845,561.47	<u>\$4,085,299.29</u> [b]

SAVINGS/LONG TERM INVESTMENTS-General Fund

INVESTMENT	BANK	MATURITY	RATE	BALANCE
Fund 61/Sewer Bond Int	FNB	1/0/1900	0.30%	\$11,562.66
Fund 52/Sewer Replace	FNB	2/19/2020	1.60%	\$187,500.00
CD	FNB	2/16/2020	1.60%	\$250,000.00
CD	National Bank	10/9/2019	0.85%	\$200,000.00
CD	FNB	2/14/2019	0.34%	\$200,000.00
CD	National Bank	2/28/2019	0.50%	\$250,000.00
Less interest not on books(interest received)				\$0.00
Plus Dormancy Service Charge on Sewer Bond Int Acct				\$0.00
				\$1,099,062.66

TOTAL GENERAL FUND: [b+c] **\$5,184,361.95** [d]

TOTAL ALL FUNDS AS OF: **January 31, 2019** [a+d] **\$6,238,977.54**

FHLBC Line of Credit @ FNB	\$3,370,000.00
Securities pledged @ USBank	\$0.00
Securities pledged @ National Bank	\$200,000.00

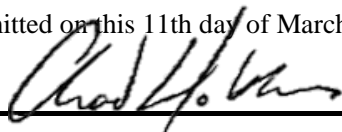
FNB = First National Bank in Carlyle
 USBank = US Bank
 National Bank = National Bank

Statement of Financial Position

To the Honorable Mayor and City Council members of the City of Carlyle, I, Chad Holthaus, Treasurer of the City of Carlyle, Illinois hereby submit the following report showing the state of the treasury at the close of business as of February 28, 2019.

<i>FUNDS</i>	<i>BEGINNING BAL.</i>	<i>DISBURSEMENTS</i>	<i>RECEIPTS</i>	<i>ENDING BALANCE</i>
1. General Funds	\$450,617.80	\$170,372.92	\$150,568.19	\$430,813.07
2. Corporate Office	\$637,217.35	\$35,041.43	\$49,694.74	\$651,870.66
3. Street & Alley	-\$13,198.40	\$22,026.45	\$36,378.71	\$1,153.86
4. Police	-\$30,155.89	\$54,224.73	\$90,057.67	\$5,677.05
11. Economic Development	\$6,963.90	\$15,595.84	\$15,000.00	\$6,368.06
12. Civil Defense	\$11,893.07	\$0.00	\$0.00	\$11,893.07
13. Garbage	\$9,865.95	\$20,823.69	\$19,198.88	\$8,241.14
14. Hotel/Motel Tax	\$29,153.54	\$4,172.00	\$1,368.53	\$26,350.07
16. Retirement	\$10,826.21	\$9,617.99	\$0.00	\$1,208.22
17. Park	-\$5,349.62	\$13,502.60	\$20,800.00	\$1,947.78
18. Playground	\$4,883.64	\$5,849.49	\$4,367.65	\$3,401.80
19. Social Security	\$20,520.92	\$7,503.99	\$0.00	\$13,016.93
20. Library	-\$1,440.94	\$16,750.40	\$20,495.95	\$2,304.61
21. Sports Complex	-\$19,193.45	\$2,995.00	\$5,145.17	-\$17,043.28
22. Pool House Loan	-\$2,700.00	\$3,900.00	\$10,000.00	\$3,400.00
23. Library Grant Fund	\$0.00	\$0.00	\$0.00	\$0.00
32. TIF - III	\$119,223.09	\$858.34	\$13.29	\$118,378.04
34. TIF - II	-\$60,147.69	\$7,604.15	\$80,006.73	\$12,254.89
33. TIF - I	\$228,845.11	\$82,473.34	\$25.55	\$146,397.32
41. Infrastructure	\$695,063.36	\$690,940.05	\$416,496.41	\$420,619.72
<i>SUB-TOTAL</i>	\$2,092,887.95	\$1,164,252.41	\$919,617.47	\$1,848,253.01
51. Water	-\$20,399.75	\$96,830.66	\$121,276.65	\$4,046.24
70. Water Bond & Int.	\$0.00	\$0.00	\$0.00	\$0.00
71. Water Bond & Int. Reserve	\$0.00	\$0.00	\$0.00	\$0.00
72. Water Bond & Int.	\$0.00	\$0.00	\$0.00	\$0.00
73. Alternate Water	\$0.00	\$0.00	\$0.00	\$0.00
74. Water Reserve & Contingency	\$0.00	\$0.00	\$0.00	\$0.00
52. Sewer	\$175,658.11	\$29,819.35	\$51,143.92	\$196,982.68
60. Sewer Bond & Int.	\$0.00	\$0.00	\$0.00	\$0.00
61. Sewer Bond & Int.	\$0.00	\$0.00	\$0.00	\$0.00
62. Sewer Bond & Int.	\$0.00	\$0.00	\$0.00	\$0.00
64. Sewer & Reserve Contingency	\$413,684.79	\$0.00	\$5,250.00	\$418,934.79
53. Electric	-\$1,338.25	\$444,009.00	\$623,782.32	\$178,435.07
54. Projects	\$0.00	\$5,652.40	\$5,652.40	\$0.00
82. Electric Reserve & Contingency	\$2,523,869.10	\$300,000.00	\$0.00	\$2,223,869.10
98. Utility Cash Clearing	\$0.00	\$0.00	\$0.00	\$0.00
<i>SUB-TOTAL</i>	\$3,091,474.00	\$876,311.41	\$807,105.29	\$3,022,267.88
<i>ADJUSTMENTS</i>				
<i>GRAND TOTAL</i>	\$5,184,361.95	\$2,040,563.82	\$1,726,722.76	\$4,870,520.89

Respectfully submitted on this 11th day of March 2019



FUNDS INVESTED AS OF: February 28, 2019

Checking Accounts:	BANK	RATE	BALANCE	
Water & Sewer Electric Deposit Fund	FNB	0.30%	\$24,440.34	
Police Dept. - Dare Project	USBank	0.30%	\$23,474.79	
Motor Fuel Tax IL FUNDS Invest. Acct	IL FUNDS	2.48%	\$171,870.95	
Motor Fuel Tax Checking Account	FNB	0.25%	\$2,778.34	
C.D.A.P. Grant Account Checking	FNB	0.45%	\$694,509.44	
Police Dept. - Police Vehicle Fund	FNB	0.00%	\$10,111.75	
Fish Hatchery Deposit	FNB	0.00%	\$0.00	
Christmas in Carlyle	FNB	0.30%	\$13,543.81	
Dog Park Donations	FNB	0.00%	\$316.01	
Cafeteria Plan Account	FNB	0.00%	\$785.73	
Health Insurance Account	FNB	0.30%	\$72,086.78	\$1,013,917.94

SAVINGS/LONG TERM INVESTMENTS-Non General Fund

CD-Water,Sewer,Elec.	USBank	7/16/2019	0.15%	\$15,000.00	
Case Halstead Library CD	Bank of Hillsboro			\$18,350.48	
Sports Complex - Sav	FNB		0.30%	\$27,983.94	\$61,334.42
					<u>\$1,075,252.36</u> [a]

General Fund Checking

	FNB	0.45%		
Starting Balance			\$142,190.46	
Less interest not credited to books:			\$184.33	
Less checks outstanding:			\$382,288.33	
Plus returned checks:			\$1,513.31	
Plus deposits not credited:			\$14,664.20	
Less Deposits not on books: ACH Pmts on IMRF/FNB CDs/ST IL IDROP			\$1,935.78	
Plus Credit Card payments processed not yet credited:			\$6,371.18	
Less Credit Card payments rcvd for non general fund account:			\$200.00	
+ PSN Pmt in Transit			+ \$30.00	
+ IL Funds Transfer in Transit			+ \$500,000.00	
+/- adjustment			+ \$0.00	
FNB General Fund Checking Balance:			<u>\$280,160.71</u>	

Sales Tax & Income Tax Funds	IL FUNDS	2.48% / 2.48%	\$3,644,612.36	
Less interest not credited to books:			\$7,656.16	
Less Deposits not on books:			\$145,658.68	
IL FUNDS Balance:			<u>\$3,491,297.52</u>	<u>\$3,771,458.23</u> [b]

SAVINGS/LONG TERM INVESTMENTS-General Fund

INVESTMENT	BANK	MATURITY	RATE		
Fund 61/Sewer Bond Int	FNB	1/0/1900	0.30%	\$11,562.66	
Fund 52/Sewer Replace	FNB	2/19/2020	1.60%	\$187,500.00	
CD	FNB	2/16/2020	1.60%	\$250,000.00	
CD	National Bank	10/9/2019	0.85%	\$200,000.00	
CD	FNB	8/14/2021	2.88%	\$200,000.00	
CD	National Bank	8/28/2022	3.15%	\$250,000.00	
Less interest not on books(interest received)			\$0.00		
Plus Dormancy Service Charge on Sewer Bond Int Acct			\$0.00	\$1,099,062.66	
				<u>\$1,099,062.66</u> [c]	

TOTAL GENERAL FUND: [b+c] \$4,870,520.89 [d]

TOTAL ALL FUNDS AS OF: February 28, 2019 [a+d] \$5,945,773.25

FHLBC Line of Credit @ FNB \$3,370,000.00
 Securities pledged @ USBank \$0.00
 Securities pledged @ National Bank \$200,000.00

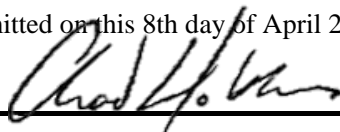
FNB = First National Bank in Carlyle
 USBank = US Bank
 National Bank = National Bank

Statement of Financial Position

To the Honorable Mayor and City Council members of the City of Carlyle, I, Chad Holthaus, Treasurer of the City of Carlyle, Illinois hereby submit the following report showing the state of the treasury at the close of business as of March 31, 2019.

<i>FUNDS</i>	<i>BEGINNING BAL.</i>	<i>DISBURSEMENTS</i>	<i>RECEIPTS</i>	<i>ENDING BALANCE</i>
1. General Funds	\$430,813.07	\$213,101.15	\$131,740.16	\$349,452.08
2. Corporate Office	\$651,870.66	\$59,939.69	\$52,477.13	\$644,408.10
3. Street & Alley	\$1,153.86	\$76,712.12	\$83,380.18	\$7,821.92
4. Police	\$5,677.05	\$76,309.70	\$80,350.85	\$9,718.20
11. Economic Development	\$6,368.06	\$235.84	\$0.00	\$6,132.22
12. Civil Defense	\$11,893.07	\$0.00	\$0.00	\$11,893.07
13. Garbage	\$8,241.14	\$20,992.58	\$20,956.62	\$8,205.18
14. Hotel/Motel Tax	\$26,350.07	\$9,840.00	\$1,494.13	\$18,004.20
16. Retirement	\$1,208.22	\$14,051.62	\$15,000.00	\$2,156.60
17. Park	\$1,947.78	\$13,780.81	\$16,900.00	\$5,066.97
18. Playground	\$3,401.80	\$13,078.17	\$16,582.27	\$6,905.90
19. Social Security	\$13,016.93	\$10,737.64	\$0.00	\$2,279.29
20. Library	\$2,304.61	\$20,117.32	\$20,866.43	\$3,053.72
21. Sports Complex	-\$17,043.28	\$0.00	\$4,678.24	-\$12,365.04
22. Pool House Loan	\$3,400.00	\$3,900.00	\$5,000.00	\$4,500.00
23. Library Grant Fund	\$0.00	\$0.00	\$0.00	\$0.00
32. TIF - III	\$118,378.04	\$858.34	\$44.34	\$117,564.04
34. TIF - II	\$12,254.89	\$12,083.98	\$8.39	\$179.30
33. TIF - I	\$146,397.32	\$2,953.34	\$61.29	\$143,505.27
41. Infrastructure	\$420,619.72	\$0.00	\$322,623.86	\$743,243.58
<i>SUB-TOTAL</i>	\$1,848,253.01	\$548,692.30	\$772,163.89	\$2,071,724.60
51. Water	\$4,046.24	\$192,655.74	\$158,295.52	-\$30,313.98
70. Water Bond & Int.	\$0.00	\$0.00	\$0.00	\$0.00
71. Water Bond & Int. Reserve	\$0.00	\$0.00	\$0.00	\$0.00
72. Water Bond & Int.	\$0.00	\$0.00	\$0.00	\$0.00
73. Alternate Water	\$0.00	\$0.00	\$0.00	\$0.00
74. Water Reserve & Contingency	\$0.00	\$0.00	\$0.00	\$0.00
52. Sewer	\$196,982.68	\$49,589.60	\$56,319.60	\$203,712.68
60. Sewer Bond & Int.	\$0.00	\$0.00	\$0.00	\$0.00
61. Sewer Bond & Int.	\$0.00	\$0.00	\$0.00	\$0.00
62. Sewer Bond & Int.	\$0.00	\$0.00	\$0.00	\$0.00
64. Sewer & Reserve Contingency	\$418,934.79	\$0.00	\$5,250.00	\$424,184.79
53. Electric	\$178,435.07	\$371,703.43	\$354,487.45	\$161,219.09
54. Projects	\$0.00	\$5,652.40	\$5,652.40	\$0.00
82. Electric Reserve & Contingency	\$2,223,869.10	\$0.00	\$0.00	\$2,223,869.10
98. Utility Cash Clearing	\$0.00	\$0.00	\$0.00	\$0.00
<i>SUB-TOTAL</i>	\$3,022,267.88	\$619,601.17	\$580,004.97	\$2,982,671.68
<i>ADJUSTMENTS</i>				
<i>GRAND TOTAL</i>	\$4,870,520.89	\$1,168,293.47	\$1,352,168.86	\$5,054,396.28

Respectfully submitted on this 8th day of April 2019



FUNDS INVESTED AS OF: March 31, 2019

Checking Accounts:	BANK	RATE	BALANCE	
Water & Sewer Electric Deposit Fund	FNB	0.30%	\$24,112.25	
Police Dept. - Dare Project	USBank	0.30%	\$16,285.88	
Motor Fuel Tax IL FUNDS Invest. Acct	IL FUNDS	2.47%	\$175,212.30	
Motor Fuel Tax Checking Account	FNB	0.25%	\$2,593.85	
C.D.A.P. Grant Account Checking	FNB	0.45%	\$698,437.62	
Police Dept. - Police Vehicle Fund	FNB	0.00%	\$10,212.00	
Fish Hatchery Deposit - closed Feb 2019	FNB	0.00%	\$0.00	
Christmas in Carlyle	FNB	0.30%	\$13,774.33	
Dog Park Donations	FNB	0.00%	\$316.01	
Cafeteria Plan Account	FNB	0.00%	\$949.25	
Health Insurance Account	FNB	0.30%	\$63,373.91	\$1,005,267.40

SAVINGS/LONG TERM INVESTMENTS-Non General Fund

CD-Water,Sewer,Elec.	USBank	7/16/2019	0.15%	\$15,000.00	
Case Halstead Library CD	Bank of Hillsbor	8/1/2022	3.15%	\$18,350.48	
Sports Complex - Sav	FNB		0.30%	\$27,983.94	\$61,334.42
					<u>\$1,066,601.82</u> [a]

General Fund Checking

	FNB	0.45%		
Starting Balance			\$1,054,377.63	
Less interest not credited to books:			\$367.30	
Less checks outstanding:			\$259,391.37	
Plus returned checks:			\$1,387.26	
Plus deposits not credited:			\$10,107.48	
Less Deposits not on books: ACH Pmts on IMRF/FNB CDs/ST IL IDROP			\$0.00	
Plus Credit Card payments processed not yet credited:			\$5,249.24	
Less Credit Card payments rcvd for non general fund account:			\$510.00	
+ PSN Pmt in Transit			+ \$0.00	
+ IL Funds Transfer in Transit			+ \$0.00	
-Less Alyssa Opp double pmt			- \$131.68	
FNB General Fund Checking Balance:			<u>\$810,721.26</u>	

Sales Tax & Income Tax Funds	IL FUNDS	2.47% / 2.47%	\$3,298,517.22	
Less interest not credited to books:			\$6,975.94	
Less Deposits not on books:			\$146,928.92	
IL FUNDS Balance:			<u>\$3,144,612.36</u>	<u>\$3,955,333.62</u> [b]

SAVINGS/LONG TERM INVESTMENTS-General Fund

INVESTMENT	BANK	MATURITY	RATE		
Fund 61/Sewer Bond Int	FNB	1/0/1900	0.30%	\$11,562.66	
Fund 52/Sewer Replace	FNB	2/19/2020	1.60%	\$187,500.00	
CD	FNB	2/16/2020	1.60%	\$250,000.00	
CD	National Bank	9/15/2022	3.15%	\$200,000.00	
CD	FNB	8/14/2021	2.88%	\$200,000.00	
CD	National Bank	8/28/2022	3.15%	\$250,000.00	
Less interest not on books(interest received)				\$0.00	
Plus Dormancy Service Charge on Sewer Bond Int Acct				\$0.00	\$1,099,062.66 [c]

TOTAL GENERAL FUND: [b+c] **\$5,054,396.28** [d]

TOTAL ALL FUNDS AS OF: **March 31, 2019** [a+d] **\$6,120,998.10**

FHLBC Line of Credit @ FNB	\$3,370,000.00
Securities pledged @ USBank	\$0.00
Securities pledged @ National Bank	\$200,000.00

FNB = First National Bank in Carlyle
 USBank = US Bank
 National Bank = National Bank

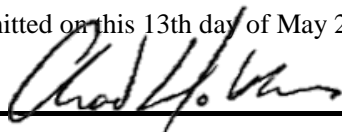
Statement of Financial Position

To the Honorable Mayor and City Council members of the City of Carlyle, I, Chad Holthaus, Treasurer of the City of Carlyle, Illinois hereby submit the following report showing the state of the treasury at the close of business as of April 30, 2019.

<i>FUNDS</i>	<i>BEGINNING BAL.</i>	<i>DISBURSEMENTS</i>	<i>RECEIPTS</i>	<i>ENDING BALANCE</i>
1. General Funds	\$349,452.08	\$106,564.52	\$132,091.44	\$374,979.00
2. Corporate Office	\$644,408.10	\$25,826.63	\$59,709.18	\$678,290.65
3. Street & Alley	\$7,821.92	\$24,578.46	\$21,257.51	\$4,500.97
4. Police	\$9,718.20	\$46,499.32	\$46,896.19	\$10,115.07
11. Economic Development	\$6,132.22	\$235.84	\$0.00	\$5,896.38
12. Civil Defense	\$11,893.07	\$0.00	\$0.00	\$11,893.07
13. Garbage	\$8,205.18	\$20,992.58	\$21,093.45	\$8,306.05
14. Hotel/Motel Tax	\$18,004.20	\$0.00	\$1,948.18	\$19,952.38
16. Retirement	\$2,156.60	\$9,395.17	\$10,000.00	\$2,761.43
17. Park	\$5,066.97	\$11,202.94	\$5,400.00	-\$735.97
18. Playground	\$6,905.90	\$14,345.03	\$13,178.76	\$5,739.63
19. Social Security	\$2,279.29	\$7,276.24	\$10,000.00	\$5,003.05
20. Library	\$3,053.72	\$18,873.26	\$15,974.19	\$154.65
21. Sports Complex	-\$12,365.04	\$0.00	\$4,085.13	-\$8,279.91
22. Pool House Loan	\$4,500.00	\$3,900.00	\$0.00	\$600.00
23. Library Grant Fund	\$0.00	\$0.00	\$0.00	\$0.00
32. TIF - III	\$117,564.04	\$858.34	\$57.12	\$116,762.82
34. TIF - II	\$179.30	\$14,153.45	\$15,513.82	\$1,539.67
33. TIF - I	\$143,505.27	\$18,963.34	\$84.65	\$124,626.58
41. Infrastructure	\$743,243.58	\$0.00	\$22,427.29	\$765,670.87
<i>SUB-TOTAL</i>	\$2,071,724.60	\$323,665.12	\$379,716.91	\$2,127,776.39

51. Water	-\$30,313.98	\$71,778.82	\$104,502.30	\$2,409.50
70. Water Bond & Int.	\$0.00	\$0.00	\$0.00	\$0.00
71. Water Bond & Int. Reserve	\$0.00	\$0.00	\$0.00	\$0.00
72. Water Bond & Int.	\$0.00	\$0.00	\$0.00	\$0.00
73. Alternate Water	\$0.00	\$0.00	\$0.00	\$0.00
74. Water Reserve & Contingency	\$0.00	\$0.00	\$0.00	\$0.00
52. Sewer	\$203,712.68	\$48,917.87	\$55,766.44	\$210,561.25
60. Sewer Bond & Int.	\$0.00	\$0.00	\$0.00	\$0.00
61. Sewer Bond & Int.	\$0.00	\$0.00	\$0.00	\$0.00
62. Sewer Bond & Int.	\$0.00	\$0.00	\$0.00	\$0.00
64. Sewer & Reserve Contingency	\$424,184.79	\$0.00	\$15,750.00	\$439,934.79
53. Electric	\$161,219.09	\$521,056.98	\$473,218.00	\$113,380.11
54. Projects	\$0.00	\$5,652.40	\$5,652.40	\$0.00
82. Electric Reserve & Contingency	\$2,223,869.10	\$150,000.00	\$0.00	\$2,073,869.10
98. Utility Cash Clearing	\$0.00	\$0.00	\$0.00	
<i>SUB-TOTAL</i>	\$2,982,671.68	\$797,406.07	\$654,889.14	\$2,840,154.75
<i>ADJUSTMENTS</i>			4/8/2019 G.S. Connection Fee	+ \$30.00
<i>GRAND TOTAL</i>	\$5,054,396.28	\$1,121,071.19	\$1,034,606.05	\$4,967,961.14

Respectfully submitted on this 13th day of May 2019



FUNDS INVESTED AS OF: April 30, 2019

Checking Accounts:	BANK	RATE	BALANCE	
Water & Sewer Electric Deposit Fund	FNB	0.30%	\$23,608.29	
Police Dept. - Dare Project	USBank	0.30%	\$18,175.39	
Motor Fuel Tax IL FUNDS Invest. Acct	IL FUNDS	2.54%	\$181,766.86	
Motor Fuel Tax Checking Account	FNB	0.25%	\$2,594.38	
C.D.A.P. Grant Account Checking	FNB	0.45%	\$490,278.15	
Police Dept. - Police Vehicle Fund	FNB	0.00%	\$10,292.00	
Fish Hatchery Deposit - closed Feb 2019	FNB	0.00%	\$0.00	
Christmas in Carlyle	FNB	0.30%	\$13,777.73	
Dog Park Donations	FNB	0.00%	\$316.01	
Cafeteria Plan Account	FNB	0.00%	\$167.86	
Health Insurance Account	FNB	0.30%	\$60,095.03	\$801,071.70
SAVINGS/LONG TERM INVESTMENTS-Non General Fund				
CD-Water,Sewer,Elec.	USBank	7/16/2019	0.15%	\$15,000.00
Case Halstead Library CD	Bank of Hillsbor	8/1/2022	3.15%	\$18,350.48
Sports Complex - Sav	FNB		0.30%	\$27,983.94
				\$61,334.42
				<u>\$862,406.12</u> [a]

General Fund Checking	FNB	0.45%		
Starting Balance			\$615,552.52	
Less interest not credited to books:			-\$307.90	
Less checks outstanding:			-\$52,696.17	
Plus returned checks:			+ \$1,470.69	
Plus deposits not credited:			+ \$5,228.10	
Less Deposits not on books: ACH Pmts on IMRF/FNB CDs/ST IL IDROP			\$0.00	
Plus Credit Card payments processed not yet credited:			+ \$1,745.70	
Less Credit Card payments rcvd for non general fund account:			-\$170.00	
+ Plus PSN credit card pmts collected not deposited			+ \$145.00	
One-time adjusting entry to balance			+ \$55.00	
- Less March WSE PSN Pmts not yet transferred to WSE Deposit Acct			- \$510.00	
-Less Alyssa Opp double pmt in March '19			- \$131.68	
FNB General Fund Checking Balance:			<u>\$570,381.26</u>	
Sales Tax & Income Tax Funds	IL FUNDS	2.54% / 2.54%	\$3,442,521.10	
Less interest not credited to books:			\$6,848.08	
Less Deposits not on books:			\$137,155.80	
IL FUNDS Balance:			<u>\$3,298,517.22</u>	<u>\$3,868,898.48</u> [b]

SAVINGS/LONG TERM INVESTMENTS-General Fund				
INVESTMENT	BANK	MATURITY	RATE	BALANCE
Fund 61/Sewer Bond Int	FNB	1/0/1900	0.30%	\$11,562.66
Fund 52/Sewer Replace	FNB	2/19/2020	1.60%	\$187,500.00
CD	FNB	2/16/2020	1.60%	\$250,000.00
CD	National Bank	9/15/2022	3.15%	\$200,000.00
CD	FNB	8/14/2021	2.88%	\$200,000.00
CD	National Bank	8/28/2022	3.15%	\$250,000.00
Less interest not on books(interest received)				\$0.00
Plus Dormancy Service Charge on Sewer Bond Int Acct				\$0.00
				<u>\$1,099,062.66</u> [c]

TOTAL GENERAL FUND: [b+c] **\$4,967,961.14** [d]

TOTAL ALL FUNDS AS OF: **April 30, 2019** [a+d] **\$5,830,367.26**

FHLBC Line of Credit @ FNB \$3,370,000.00
 Securities pledged @ USBank \$0.00
 Securities pledged @ National Bank \$200,000.00

FNB = First National Bank in Carlyle
 USBank = US Bank
 National Bank = National Bank

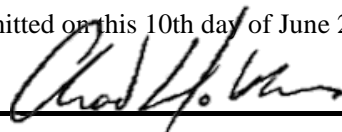
Statement of Financial Position

To the Honorable Mayor and City Council members of the City of Carlyle, I, Chad Holthaus, Treasurer of the City of Carlyle, Illinois hereby submit the following report showing the state of the treasury at the close of business as of May 31, 2019.

<i>FUNDS</i>	<i>BEGINNING BAL.</i>	<i>DISBURSEMENTS</i>	<i>RECEIPTS</i>	<i>ENDING BALANCE</i>
1. General Funds	\$374,979.00	\$174,458.05	\$145,814.30	\$346,335.25
2. Corporate Office	\$678,290.65	\$39,122.85	\$3,053.57	\$642,221.37
3. Street & Alley	\$4,500.97	\$33,971.33	\$31,028.61	\$1,558.25
4. Police	\$10,115.07	\$59,316.63	\$55,018.05	\$5,816.49
11. Economic Development	\$5,896.38	\$325.00	\$0.00	\$5,571.38
12. Civil Defense	\$11,893.07	\$0.00	\$0.00	\$11,893.07
13. Garbage	\$8,306.05	\$19,416.54	\$21,470.86	\$10,360.37
14. Hotel/Motel Tax	\$19,952.38	\$4,455.00	\$8.33	\$15,505.71
16. Retirement	\$2,761.43	\$9,406.21	\$10,000.00	\$3,355.22
17. Park	-\$735.97	\$30,376.75	\$35,000.00	\$3,887.28
18. Playground	\$5,739.63	\$27,116.23	\$29,741.26	\$8,364.66
19. Social Security	\$5,003.05	\$7,504.90	\$5,000.00	\$2,498.15
20. Library	\$154.65	\$20,445.11	\$20,948.07	\$657.61
21. Sports Complex	-\$8,279.91	\$0.00	\$5,947.74	-\$2,332.17
22. Pool House Loan	\$600.00	\$3,900.00	\$5,000.00	\$1,700.00
23. Library Grant Fund	\$0.00	\$0.00	\$0.00	\$0.00
32. TIF - III	\$116,762.82	\$0.00	\$60.12	\$116,822.94
34. TIF - II	\$1,539.67	\$3,608.83	\$0.48	-\$2,068.68
33. TIF - I	\$124,626.58	\$0.00	\$41.13	\$124,667.71
41. Infrastructure	\$765,670.87	\$12,925.83	\$18,149.80	\$770,894.84
<i>SUB-TOTAL</i>	\$2,127,776.39	\$446,349.26	\$386,282.32	\$2,067,709.45

51. Water	\$2,409.50	\$93,095.30	\$108,852.61	\$18,166.81
70. Water Bond & Int.	\$0.00	\$0.00	\$0.00	\$0.00
71. Water Bond & Int. Reserve	\$0.00	\$0.00	\$0.00	\$0.00
72. Water Bond & Int.	\$0.00	\$0.00	\$0.00	\$0.00
73. Alternate Water	\$0.00	\$0.00	\$0.00	\$0.00
74. Water Reserve & Contingency	\$0.00	\$0.00	\$0.00	\$0.00
52. Sewer	\$210,561.25	\$22,273.45	\$53,878.66	\$242,166.46
60. Sewer Bond & Int.	\$0.00	\$0.00	\$0.00	\$0.00
61. Sewer Bond & Int.	\$0.00	\$0.00	\$0.00	\$0.00
62. Sewer Bond & Int.	\$0.00	\$0.00	\$0.00	\$0.00
64. Sewer & Reserve Contingency	\$439,934.79	\$0.00	\$0.00	\$439,934.79
53. Electric	\$113,380.11	\$285,002.64	\$344,679.12	\$173,056.59
54. Projects	\$0.00	\$5,652.40	\$0.00	-\$5,652.40
82. Electric Reserve & Contingency	\$2,073,869.10	\$0.00	\$0.00	\$2,073,869.10
98. Utility Cash Clearing	\$0.00	\$0.00	\$0.00	\$0.00
<i>SUB-TOTAL</i>	\$2,840,154.75	\$406,023.79	\$507,410.39	\$2,941,541.35
<i>ADJUSTMENTS</i>	Missed 5/13 PSN Pmt(\$25) + Missed 5/24 PSN Pmt(\$75)			+ \$100.00
	Reverse declined PSN Pmt 5/21			- \$199.99
<i>GRAND TOTAL</i>	\$4,967,931.14	\$852,373.05	\$893,692.71	\$5,009,150.81

Respectfully submitted on this 10th day of June 2019



FUNDS INVESTED AS OF: May 31, 2019

Checking Accounts:		BANK	RATE	BALANCE	
Water & Sewer Electric Deposit Fund	FNB	0.30%		\$23,274.53	
Police Dept. - Dare Project	USBank	0.30%		\$19,003.63	
Motor Fuel Tax IL FUNDS Invest. Acct	IL FUNDS	2.47%		\$189,417.74	
Motor Fuel Tax Checking Account	FNB	0.25%		\$757.33	
C.D.A.P. Grant Account Checking	FNB	0.45%		\$493,757.78	
Police Dept. - Police Vehicle Fund	FNB	0.00%		\$10,412.00	
Fish Hatchery Deposit - closed Feb 2019	FNB	0.00%		\$0.00	
Christmas in Carlyle	FNB	0.30%		\$13,781.24	
Dog Park Donations	FNB	0.00%		\$316.01	
Cafeteria Plan Account	FNB	0.00%		\$1,506.32	
Health Insurance Account	FNB	0.30%		\$39,623.27	\$791,849.85
SAVINGS/LONG TERM INVESTMENTS-Non General Fund					
CD-Water,Sewer,Elec.	USBank	7/16/2019	0.15%	\$15,000.00	
Case Halstead Library CD	Bank of Hillsbor	8/1/2022	3.15%	\$18,350.48	
Sports Complex - Sav	FNB		0.30%	\$27,983.94	\$61,334.42
					<u>\$853,184.27</u> [a]

General Fund Checking	FNB	0.45%			
Starting Balance				\$1,320,748.30	
Less interest not credited to books:				-\$366.98	
Less checks outstanding:				-\$134,911.88	
Plus returned checks:				+\$2,513.07	
Plus deposits not credited:				+\$31,734.28	
Less Deposits not on books: ACH Pmts on IMRF/FNB CDs/ST IL IDROP				-\$5,326.41	
Plus Credit Card payments processed not yet credited:				+\$2,926.67	
Less Credit Card payments rcvd for non general fund account:				-\$170.00	
+ Plus PSN credit card pmts collected not deposited				+\$85.00	
Carry over adjusting entry to balance (PSN corrections)				+\$335.00	
+/- adjustment				+\$0.00	
+/- adjustment				+\$0.00	
FNB General Fund Checking Balance:				<u>\$1,217,567.05</u>	
Sales Tax & Income Tax Funds	IL FUNDS	2.47% / 2.47%		\$2,873,591.79	
Less interest not credited to books:				\$6,638.10	
Less Deposits not on books:				\$174,432.59	
IL FUNDS Balance:				\$2,692,521.10	\$3,910,088.15 [b]

SAVINGS/LONG TERM INVESTMENTS-General Fund					
INVESTMENT	BANK	MATURITY	RATE		
Fund 61/Sewer Bond Int	FNB	1/0/1900	0.30%	\$11,562.66	
Fund 52/Sewer Replace	FNB	2/19/2020	1.60%	\$187,500.00	
CD	FNB	2/16/2020	1.60%	\$250,000.00	
CD	National Bank	9/15/2022	3.15%	\$200,000.00	
CD	FNB	8/14/2021	2.88%	\$200,000.00	
CD	National Bank	8/28/2022	3.15%	\$250,000.00	
Less interest not on books(interest received)				\$0.00	
Plus Dormancy Service Charge on Sewer Bond Int Acct				\$0.00	\$1,099,062.66 [c]

TOTAL GENERAL FUND: [b+c] **\$5,009,150.81** [d]

TOTAL ALL FUNDS AS OF: **May 31, 2019** [a+d] **\$5,862,335.08**

FHLBC Line of Credit @ FNB \$3,370,000.00
 Securities pledged @ USBank \$0.00
 Securities pledged @ National Bank \$200,000.00

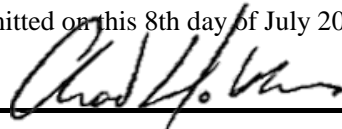
FNB = First National Bank in Carlyle
 USBank = US Bank
 National Bank = National Bank

Statement of Financial Position

To the Honorable Mayor and City Council members of the City of Carlyle, I, Chad Holthaus, Treasurer of the City of Carlyle, Illinois hereby submit the following report showing the state of the treasury at the close of business as of June 30, 2019.

<i>FUNDS</i>	<i>BEGINNING BAL.</i>	<i>DISBURSEMENTS</i>	<i>RECEIPTS</i>	<i>ENDING BALANCE</i>
1. General Funds	\$346,335.25	\$151,142.58	\$164,901.97	\$360,094.64
2. Corporate Office	\$642,221.37	\$37,486.08	\$83,401.07	\$688,136.36
3. Street & Alley	\$1,558.25	\$27,099.81	\$32,053.71	\$6,512.15
4. Police	\$5,816.49	\$49,584.07	\$49,828.48	\$6,060.90
11. Economic Development	\$5,571.38	\$36.65	\$0.00	\$5,534.73
12. Civil Defense	\$11,893.07	\$0.00	\$0.00	\$11,893.07
13. Garbage	\$10,360.37	\$22,488.94	\$19,862.99	\$7,734.42
14. Hotel/Motel Tax	\$15,505.71	\$1,722.92	\$7,057.09	\$20,839.88
16. Retirement	\$3,355.22	\$9,697.03	\$15,000.00	\$8,658.19
17. Park	\$3,887.28	\$18,750.93	\$20,000.00	\$5,136.35
18. Playground	\$8,364.66	\$31,945.68	\$31,094.05	\$7,513.03
19. Social Security	\$2,498.15	\$8,864.28	\$10,000.00	\$3,633.87
20. Library	\$657.61	\$17,067.41	\$18,004.15	\$1,594.35
21. Sports Complex	-\$2,332.17	\$323.66	\$5,582.60	\$2,926.77
22. Pool House Loan	\$1,700.00	\$3,900.00	\$5,000.00	\$2,800.00
23. Library Grant Fund	\$0.00	\$0.00	\$0.00	\$0.00
32. TIF - III	\$116,822.94	\$1,798.34	\$83.02	\$115,107.62
34. TIF - II	-\$2,068.68	\$11,402.98	\$20,000.00	\$6,528.34
33. TIF - I	\$124,667.71	\$25,254.00	\$88.58	\$99,502.29
41. Infrastructure	\$770,894.84	\$4,882.50	\$17,337.45	\$783,349.79
<i>SUB-TOTAL</i>	\$2,067,709.45	\$423,447.86	\$499,295.16	\$2,143,556.75
51. Water	\$18,166.81	\$137,477.32	\$103,090.04	-\$16,220.47
70. Water Bond & Int.	\$0.00	\$0.00	\$0.00	\$0.00
71. Water Bond & Int. Reserve	\$0.00	\$0.00	\$0.00	\$0.00
72. Water Bond & Int.	\$0.00	\$0.00	\$0.00	\$0.00
73. Alternate Water	\$0.00	\$0.00	\$0.00	\$0.00
74. Water Reserve & Contingency	\$0.00	\$0.00	\$0.00	\$0.00
52. Sewer	\$242,166.46	\$63,983.83	\$53,128.49	\$231,311.12
60. Sewer Bond & Int.	\$0.00	\$0.00	\$0.00	\$0.00
61. Sewer Bond & Int.	\$0.00	\$0.00	\$0.00	\$0.00
62. Sewer Bond & Int.	\$0.00	\$0.00	\$0.00	\$0.00
64. Sewer & Reserve Contingency	\$439,934.79	\$0.00	\$10,500.00	\$450,434.79
53. Electric	\$173,056.59	\$348,033.84	\$276,995.00	\$102,017.75
54. Projects	-\$5,652.40	\$5,652.40	\$11,304.80	\$0.00
82. Electric Reserve & Contingency	\$2,073,869.10	\$0.00	\$0.00	\$2,073,869.10
98. Utility Cash Clearing	\$0.00	\$0.00	\$0.00	\$0.00
<i>SUB-TOTAL</i>	\$2,941,541.35	\$555,147.39	\$455,018.33	\$2,841,412.29
<i>ADJUSTMENTS</i>				+ \$0.00
				+ \$0.00
<i>GRAND TOTAL</i>	\$5,009,250.80	\$978,595.25	\$954,313.49	\$4,984,969.04

Respectfully submitted on this 8th day of July 2019



FUNDS INVESTED AS OF: June 30, 2019

Checking Accounts:	BANK	RATE	BALANCE
Water & Sewer Electric Deposit Fund	FNB	0.30%	\$23,456.22
Police Dept. - Dare Project	USBank	0.30%	\$18,524.79
Motor Fuel Tax IL FUNDS Invest. Acct	IL FUNDS	2.44%	\$180,454.37
Motor Fuel Tax Checking Account	FNB	0.27%	\$4,346.34
C.D.A.P. Grant Account Checking	FNB	0.45%	\$491,066.83
Police Dept. - Police Vehicle Fund	FNB	0.00%	\$10,523.00
Fish Hatchery Deposit - closed Feb 2019	FNB	0.00%	\$0.00
Christmas in Carlyle	FNB	0.30%	\$13,784.64
Dog Park Donations	FNB	0.00%	\$316.01
Cafeteria Plan Account	FNB	0.00%	\$1,767.59
Health Insurance Account	FNB	0.30%	\$26,502.56
			<u>\$770,742.35</u>
SAVINGS/LONG TERM INVESTMENTS-Non General Fund			
CD-Water,Sewer,Elec.	USBank	7/16/2019 0.15%	\$15,000.00
Case Halstead Library CD	Bank of Hillsbor	8/1/2022 3.15%	\$18,350.48
Sports Complex - Sav	FNB	0.30%	\$28,034.49
			<u>\$61,384.97</u>
			<u><u>\$832,127.32</u></u> [a]

General Fund Checking	FNB	0.45%	
Starting Balance			\$1,147,977.67
Less interest not credited to books:			-\$468.77
Less checks outstanding:			-\$153,077.85
Plus returned checks:			+ \$1,789.80
Plus deposits not credited:			+ \$12,270.00
Less Deposits not on books: ACH Pmts on IMRF/FNB CDs/ST IL IDROP			\$0.00
Plus Credit Card payments processed not yet credited:			+ \$3,603.74
Less Credit Card payments rcvd for non general fund account:			-\$170.00
+ Plus PSN credit card pmts collected not deposited			+ \$60.00
Carry over adjusting entry to balance (PSN corrections)			+ \$330.00
+/- adjustment			+ \$0.00
+/- adjustment			+ \$0.00
FNB General Fund Checking Balance:			<u>\$1,012,314.59</u>
Sales Tax & Income Tax Funds	IL FUNDS	2.44% / 2.44%	\$3,012,919.91
Less interest not credited to books:			\$5,920.32
Less Deposits not on books:			\$133,407.80
IL FUNDS Balance:			<u>\$2,873,591.79</u>
			<u><u>\$3,885,906.38</u></u> [b]

SAVINGS/LONG TERM INVESTMENTS-General Fund				
INVESTMENT	BANK	MATURITY	RATE	BALANCE
Fund 61/Sewer Bond Int	FNB	1/0/1900	0.30%	\$11,579.96
Fund 52/Sewer Replace	FNB	2/19/2020	1.60%	\$187,500.00
CD	FNB	2/16/2020	1.60%	\$250,000.00
CD	National Bank	9/15/2022	3.15%	\$200,000.00
CD	FNB	8/14/2021	2.88%	\$200,000.00
CD	National Bank	8/28/2022	3.15%	\$250,000.00
Less interest not on books(interest received)				\$17.30
Plus Dormancy Service Charge on Sewer Bond Int Acct				\$0.00
				<u>\$1,099,062.66</u> [c]

TOTAL GENERAL FUND: [b+c] \$4,984,969.04 [d]

TOTAL ALL FUNDS AS OF: June 30, 2019 [a+d] \$5,817,096.36

FHLBC Line of Credit @ FNB \$3,370,000.00
 Securities pledged @ USBank \$0.00
 Securities pledged @ National Bank \$200,000.00


FNB = First National Bank in Carlyle
 USBank = US Bank
 National Bank = National Bank

Statement of Financial Position

To the Honorable Mayor and City Council members of the City of Carlyle, I, Chad Holthaus, Treasurer of the City of Carlyle, Illinois hereby submit the following report showing the state of the treasury at the close of business as of July 31, 2019.

<i>FUNDS</i>	<i>BEGINNING BAL.</i>	<i>DISBURSEMENTS</i>	<i>RECEIPTS</i>	<i>ENDING BALANCE</i>
1. General Funds	\$360,094.64	\$109,974.11	\$124,933.60	\$375,054.13
2. Corporate Office	\$688,136.36	\$23,145.59	\$76,162.76	\$741,153.53
3. Street & Alley	\$6,512.15	\$24,119.63	\$31,835.88	\$14,228.40
4. Police	\$6,060.90	\$51,860.36	\$59,703.02	\$13,903.56
11. Economic Development	\$5,534.73	\$190.00	\$0.00	\$5,344.73
12. Civil Defense	\$11,893.07	\$0.00	\$512.98	\$12,406.05
13. Garbage	\$7,734.42	\$20,813.37	\$21,531.43	\$8,452.48
14. Hotel/Motel Tax	\$20,839.88	\$8,137.53	\$2,801.15	\$15,503.50
16. Retirement	\$8,658.19	\$9,482.68	\$45,192.64	\$44,368.15
17. Park	\$5,136.35	\$15,099.83	\$35,227.71	\$25,264.23
18. Playground	\$7,513.03	\$25,378.13	\$37,501.28	\$19,636.18
19. Social Security	\$3,633.87	\$8,730.72	\$42,090.60	\$36,993.75
20. Library	\$1,594.35	\$16,194.08	\$34,644.99	\$20,045.26
21. Sports Complex	\$2,926.77	\$0.00	\$0.00	\$2,926.77
22. Pool House Loan	\$2,800.00	\$3,900.00	\$5,000.00	\$3,900.00
23. Library Grant Fund	\$0.00	\$0.00	\$0.00	\$0.00
32. TIF - III	\$115,107.62	\$1,082.50	\$30,688.43	\$144,713.55
34. TIF - II	\$6,528.34	\$7,431.06	\$368,612.39	\$367,709.67
33. TIF - I	\$99,502.29	\$2,810.34	\$195,777.87	\$292,469.82
41. Infrastructure	\$783,349.79	\$10,541.58	\$21,087.70	\$793,895.91
<i>SUB-TOTAL</i>	\$2,143,556.75	\$338,891.51	\$1,133,304.43	\$2,937,969.67
51. Water	-\$16,220.47	\$78,227.93	\$126,820.82	\$32,372.42
70. Water Bond & Int.	\$0.00	\$0.00	\$0.00	\$0.00
71. Water Bond & Int. Reserve	\$0.00	\$0.00	\$0.00	\$0.00
72. Water Bond & Int.	\$0.00	\$0.00	\$0.00	\$0.00
73. Alternate Water	\$0.00	\$0.00	\$0.00	\$0.00
74. Water Reserve & Contingency	\$0.00	\$0.00	\$0.00	\$0.00
52. Sewer	\$231,311.12	\$41,271.91	\$56,853.18	\$246,892.39
60. Sewer Bond & Int.	\$0.00	\$0.00	\$0.00	\$0.00
61. Sewer Bond & Int.	\$0.00	\$0.00	\$0.00	\$0.00
62. Sewer Bond & Int.	\$0.00	\$0.00	\$0.00	\$0.00
64. Sewer & Reserve Contingency	\$450,434.79	\$0.00	\$5,250.00	\$455,684.79
53. Electric	\$102,017.75	\$374,249.41	\$340,235.44	\$68,003.78
54. Projects	\$0.00	\$5,652.40	\$5,652.40	\$0.00
82. Electric Reserve & Contingency	\$2,073,869.10	\$0.00	\$0.00	\$2,073,869.10
98. Utility Cash Clearing	\$0.00	\$0.00	\$0.00	\$0.00
<i>SUB-TOTAL</i>	\$2,841,412.29	\$499,401.65	\$534,811.84	\$2,876,822.48
<i>ADJUSTMENTS</i>				+ \$0.00
				+ \$0.00
<i>GRAND TOTAL</i>	\$4,984,969.04	\$838,293.16	\$1,668,116.27	\$5,814,792.15

Respectfully submitted on this 12th day of August 2019



FUNDS INVESTED AS OF: July 31, 2019

Checking Accounts:	BANK	RATE	BALANCE	
Water & Sewer Electric Deposit Fund	FNB	0.30%	\$23,294.26	
Police Dept. - Dare Project	USBank	0.30%	\$18,276.53	
Motor Fuel Tax IL FUNDS Invest. Acct	IL FUNDS	2.40%	\$169,879.20	
Motor Fuel Tax Checking Account	FNB	0.27%	\$4,478.87	
C.D.A.P. Grant Account Checking	FNB	0.48%	\$494,395.63	
Police Dept. - Police Vehicle Fund	FNB	0.00%	\$10,552.00	
Fish Hatchery Deposit - closed Feb 2019	FNB	0.00%	\$0.00	
Christmas in Carlyle	FNB	0.30%	\$13,788.24	
Dog Park Donations	FNB	0.00%	\$316.01	
Cafeteria Plan Account	FNB	0.00%	\$1,702.21	
Health Insurance Account	FNB	0.30%	\$23,325.87	\$760,008.82

SAVINGS/LONG TERM INVESTMENTS-Non General Fund

CD-Water,Sewer,Elec.	USBank	7/16/2019	0.15%	\$15,000.00	
Case Halstead Library CD	Bank of Hillsbor	8/1/2022	3.15%	\$18,350.48	
Sports Complex - Sav	FNB		0.30%	\$28,034.49	\$61,384.97
					<u>\$821,393.79</u> [a]

General Fund Checking

	FNB	0.55%			
Starting Balance				\$1,738,707.14	
Less interest not credited to books:				-\$523.20	
Less checks outstanding:				-\$46,771.53	
Plus returned checks:				+ \$1,089.07	
Plus deposits not credited:				+ \$8,534.35	
Less Deposits not on books: ACH Pmts on IMRF/FNB CDs/ST IL IDROP				\$0.00	
Plus Credit Card payments processed not yet credited:				+ \$2,001.45	
Less Credit Card payments rcvd for non general fund account:				-\$680.00	
+ Plus PSN credit card pmts collected not deposited				+ \$100.00	
Carry over adjusting entry to balance (PSN corrections)				+ \$335.00	
+/- adjustment				+ \$0.00	
+/- adjustment				+ \$0.00	
FNB General Fund Checking Balance:				<u>\$1,702,792.28</u>	

Sales Tax & Income Tax Funds	IL FUNDS	2.40% / 2.40%		\$3,173,049.48	
Less interest not credited to books:				\$6,348.80	
Less Deposits not on books:				\$153,780.77	
IL FUNDS Balance:				<u>\$3,012,919.91</u>	<u>\$4,715,712.19</u> [b]

SAVINGS/LONG TERM INVESTMENTS-General Fund

INVESTMENT	BANK	MATURITY	RATE	BALANCE	
Fund 61/Sewer Bond Int	FNB	1/0/1900	0.30%	\$11,579.96	
Fund 52/Sewer Replace	FNB	2/19/2020	1.60%	\$187,500.00	
CD	FNB	2/16/2020	1.60%	\$250,000.00	
CD	National Bank	9/15/2022	3.15%	\$200,000.00	
CD	FNB	8/14/2021	2.88%	\$200,000.00	
CD	National Bank	8/28/2022	3.15%	\$250,000.00	
Less interest not on books(interest received)				\$0.00	
Plus Dormancy Service Charge on Sewer Bond Int Acct				\$0.00	\$1,099,079.96 [c]

TOTAL GENERAL FUND: [b+c] **\$5,814,792.15** [d]

TOTAL ALL FUNDS AS OF: **July 31, 2019** [a+d] **\$6,636,185.94**

FHLBC Line of Credit @ FNB	\$3,370,000.00
Securities pledged @ USBank	\$0.00
Securities pledged @ National Bank	\$200,000.00

FNB = First National Bank in Carlyle
 USBank = US Bank
 National Bank = National Bank

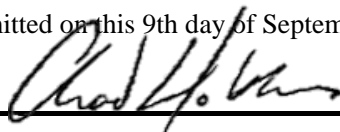
Statement of Financial Position

To the Honorable Mayor and City Council members of the City of Carlyle, I, Chad Holthaus, Treasurer of the City of Carlyle, Illinois hereby submit the following report showing the state of the treasury at the close of business as of August 31, 2019.

<i>FUNDS</i>	<i>BEGINNING BAL.</i>	<i>DISBURSEMENTS</i>	<i>RECEIPTS</i>	<i>ENDING BALANCE</i>
1. General Funds	\$375,054.13	\$153,062.76	\$176,971.58	\$398,962.95
2. Corporate Office	\$741,153.53	\$68,786.84	\$54,344.42	\$726,711.11
3. Street & Alley	\$14,228.40	\$51,118.27	\$41,584.34	\$4,694.47
4. Police	\$13,903.56	\$85,622.98	\$78,981.63	\$7,262.21
11. Economic Development	\$5,344.73	\$0.00	\$0.00	\$5,344.73
12. Civil Defense	\$12,406.05	\$0.00	\$0.00	\$12,406.05
13. Garbage	\$8,452.48	\$20,964.16	\$20,138.43	\$7,626.75
14. Hotel/Motel Tax	\$15,503.50	\$1,000.00	\$9,879.42	\$24,382.92
16. Retirement	\$44,368.15	\$14,821.80	\$0.00	\$29,546.35
17. Park	\$25,264.23	\$15,855.45	\$0.00	\$9,408.78
18. Playground	\$19,636.18	\$27,308.38	\$19,280.14	\$11,607.94
19. Social Security	\$36,993.75	\$12,530.99	\$0.00	\$24,462.76
20. Library	\$20,045.26	\$29,701.90	\$15,637.62	\$5,980.98
21. Sports Complex	\$2,926.77	\$0.00	\$0.00	\$2,926.77
22. Pool House Loan	\$3,900.00	\$3,900.00	\$5,000.00	\$5,000.00
23. Library Grant Fund	\$0.00	\$0.00	\$0.00	\$0.00
32. TIF - III	\$144,713.55	\$899.17	\$60.74	\$143,875.12
34. TIF - II	\$367,709.67	\$7,247.73	\$154.41	\$360,616.35
33. TIF - I	\$292,469.82	\$2,627.00	\$122.81	\$289,965.63
41. Infrastructure	\$793,895.91	\$34,835.37	\$0.00	\$759,060.54
<i>SUB-TOTAL</i>	\$2,937,969.67	\$530,282.80	\$422,155.54	\$2,829,842.41

51. Water	\$32,372.42	\$139,784.33	\$122,840.71	\$15,428.80
70. Water Bond & Int.	\$0.00	\$0.00	\$0.00	\$0.00
71. Water Bond & Int. Reserve	\$0.00	\$0.00	\$0.00	\$0.00
72. Water Bond & Int.	\$0.00	\$0.00	\$0.00	\$0.00
73. Alternate Water	\$0.00	\$0.00	\$0.00	\$0.00
74. Water Reserve & Contingency	\$0.00	\$0.00	\$0.00	\$0.00
52. Sewer	\$246,892.39	\$33,312.51	\$56,170.78	\$269,750.66
60. Sewer Bond & Int.	\$0.00	\$0.00	\$0.00	\$0.00
61. Sewer Bond & Int.	\$0.00	\$0.00	\$0.00	\$0.00
62. Sewer Bond & Int.	\$0.00	\$0.00	\$0.00	\$0.00
64. Sewer & Reserve Contingency	\$455,684.79	\$0.00	\$5,250.00	\$460,934.79
53. Electric	\$68,003.78	\$441,739.10	\$368,890.01	-\$4,845.31
54. Projects	\$0.00	\$5,652.40	\$5,652.40	\$0.00
82. Electric Reserve & Contingency	\$2,073,869.10	\$0.00	\$0.00	\$2,073,869.10
98. Utility Cash Clearing	\$0.00	\$0.00	\$0.00	
<i>SUB-TOTAL</i>	\$2,876,822.48	\$620,488.34	\$558,803.90	\$2,815,138.04
<i>ADJUSTMENTS</i>			Missed 8/5 PSN Payment	+ \$50.00
				+ \$0.00
<i>GRAND TOTAL</i>	\$5,814,792.15	\$1,150,771.14	\$980,959.44	\$5,645,030.45

Respectfully submitted on this 9th day of September 2019



FUNDS INVESTED AS OF: August 31, 2019

Checking Accounts:	BANK	RATE	BALANCE	
Water & Sewer Electric Deposit Fund	FNB	0.30%	\$23,640.49	
Police Dept. - Dare Project	USBank	0.30%	\$18,281.19	
Motor Fuel Tax IL FUNDS Invest. Acct	IL FUNDS	2.16%	\$151,783.43	
Motor Fuel Tax Checking Account	FNB	0.25%	\$4,712.72	
C.D.A.P. Grant Account Checking	FNB	0.50%	\$497,575.39	
Police Dept. - Police Vehicle Fund	FNB	0.00%	\$10,661.00	
Fish Hatchery Deposit - closed Feb 2019	FNB	0.00%	\$0.00	
Christmas in Carlyle	FNB	0.30%	\$13,791.75	
Dog Park Donations	FNB	0.00%	\$316.01	
Cafeteria Plan Account	FNB	0.00%	\$2,204.14	
Health Insurance Account	FNB	0.30%	\$65,708.23	\$788,674.35

SAVINGS/LONG TERM INVESTMENTS-Non General Fund

CD-Water,Sewer,Elec.	USBank	7/16/2019	0.15%	\$15,000.00	
Case Halstead Library CD	Bank of Hillsbor	8/1/2022	3.15%	\$18,350.48	
Sports Complex - Sav	FNB		0.30%	\$28,034.49	\$61,384.97
					<u>\$850,059.32</u> [a]

General Fund Checking

	FNB	0.70%		\$1,505,616.71	
Starting Balance				\$1,505,616.71	
Less interest not credited to books:				-\$960.58	
Less checks outstanding:				-\$159,844.12	
Plus returned checks:				+ \$1,418.35	
Plus deposits not credited:				+ \$26,112.21	
Less Deposits not on books: ACH Pmts on IMRF/FNB CDs/ST IL IDROP				-\$5,680.12	
Plus Credit Card payments processed not yet credited:				+ \$5,693.56	
Less Credit Card payments rcvd for non general fund account:				\$0.00	
+ Plus PSN credit card pmts collected not deposited				+ \$210.00	
Carry over adjusting entry to balance (PSN corrections)				+ \$335.00	
+/- adjustment				+ \$0.00	
+/- adjustment				+ \$0.00	
FNB General Fund Checking Balance:				<u>\$1,372,901.01</u>	

Sales Tax & Income Tax Funds	IL FUNDS	2.16% / 2.16%		\$3,339,526.19	
Less interest not credited to books:				\$6,146.62	
Less Deposits not on books:				\$160,330.09	
IL FUNDS Balance:				\$3,173,049.48	\$4,545,950.49 [b]

SAVINGS/LONG TERM INVESTMENTS-General Fund

INVESTMENT	BANK	MATURITY	RATE		
Fund 61/Sewer Bond Int	FNB	1/0/1900	0.30%	\$11,579.96	
Fund 52/Sewer Replace	FNB	2/19/2020	1.60%	\$187,500.00	
CD	FNB	2/16/2020	1.60%	\$250,000.00	
CD	National Bank	9/15/2022	3.15%	\$200,000.00	
CD	FNB	8/14/2021	2.88%	\$200,000.00	
CD	National Bank	8/28/2022	3.15%	\$250,000.00	
Less interest not on books(interest received)				\$0.00	
Plus Dormancy Service Charge on Sewer Bond Int Acct				\$0.00	\$1,099,079.96 [c]

TOTAL GENERAL FUND: [b+c] **\$5,645,030.45** [d]

TOTAL ALL FUNDS AS OF: **August 31, 2019** [a+d] **\$6,495,089.77**

FHLBC Line of Credit @ FNB	\$3,370,000.00
Securities pledged @ USBank	\$0.00
Securities pledged @ National Bank	\$200,000.00


FNB = First National Bank in Carlyle
 USBank = US Bank
 National Bank = National Bank

Statement of Financial Position

To the Honorable Mayor and City Council members of the City of Carlyle, I, Chad Holthaus, Treasurer of the City of Carlyle, Illinois hereby submit the following report showing the state of the treasury at the close of business as of September 30, 2019.

<i>FUNDS</i>	<i>BEGINNING BAL.</i>	<i>DISBURSEMENTS</i>	<i>RECEIPTS</i>	<i>ENDING BALANCE</i>
1. General Funds	\$398,962.95	\$60,655.75	\$145,658.10	\$483,965.30
2. Corporate Office	\$726,711.11	\$27,421.12	\$42,825.28	\$742,115.27
3. Street & Alley	\$4,694.47	\$23,640.31	\$15,988.04	-\$2,957.80
4. Police	\$7,262.21	\$46,161.37	\$38,738.67	-\$160.49
11. Economic Development	\$5,344.73	\$0.00	\$0.00	\$5,344.73
12. Civil Defense	\$12,406.05	\$0.00	\$0.00	\$12,406.05
13. Garbage	\$7,626.75	\$21,127.16	\$20,183.30	\$6,682.89
14. Hotel/Motel Tax	\$24,382.92	\$760.00	\$3,865.15	\$27,488.07
16. Retirement	\$29,546.35	\$8,894.26	\$0.00	\$20,652.09
17. Park	\$9,408.78	\$10,902.55	\$0.00	-\$1,493.77
18. Playground	\$11,607.94	\$10,541.60	\$3,327.76	\$4,394.10
19. Social Security	\$24,462.76	\$7,238.65	\$0.00	\$17,224.11
20. Library	\$5,980.98	\$15,973.13	\$15,214.96	\$5,222.81
21. Sports Complex	\$2,926.77	\$0.00	\$930.26	\$3,857.03
22. Pool House Loan	\$5,000.00	\$3,900.00	\$5,000.00	\$6,100.00
23. Library Grant Fund	\$0.00	\$0.00	\$0.00	\$0.00
32. TIF - III	\$143,875.12	\$899.17	\$154.51	\$143,130.46
34. TIF - II	\$360,616.35	\$7,247.73	\$386.96	\$353,755.58
33. TIF - I	\$289,965.63	\$3,212.00	\$311.21	\$287,064.84
41. Infrastructure	\$759,060.54	\$16,313.76	\$26,582.37	\$769,329.15
<i>SUB-TOTAL</i>	\$2,829,842.41	\$264,888.56	\$319,166.57	\$2,884,120.42
51. Water	\$15,428.80	\$63,235.11	\$129,317.06	\$81,510.75
70. Water Bond & Int.	\$0.00	\$0.00	\$0.00	\$0.00
71. Water Bond & Int. Reserve	\$0.00	\$0.00	\$0.00	\$0.00
72. Water Bond & Int.	\$0.00	\$0.00	\$0.00	\$0.00
73. Alternate Water	\$0.00	\$0.00	\$0.00	\$0.00
74. Water Reserve & Contingency	\$0.00	\$0.00	\$0.00	\$0.00
52. Sewer	\$269,750.66	\$85,576.86	\$57,553.30	\$241,727.10
60. Sewer Bond & Int.	\$0.00	\$0.00	\$0.00	\$0.00
61. Sewer Bond & Int.	\$0.00	\$0.00	\$0.00	\$0.00
62. Sewer Bond & Int.	\$0.00	\$0.00	\$0.00	\$0.00
64. Sewer & Reserve Contingency	\$460,934.79	\$0.00	\$5,250.00	\$466,184.79
53. Electric	-\$4,845.31	\$353,247.89	\$443,868.41	\$85,775.21
54. Projects	\$0.00	\$5,652.40	\$5,652.40	\$0.00
82. Electric Reserve & Contingency	\$2,073,869.10	\$0.00	\$0.00	\$2,073,869.10
98. Utility Cash Clearing	\$0.00	\$0.00	\$0.00	\$0.00
<i>SUB-TOTAL</i>	\$2,815,138.04	\$507,712.26	\$641,641.17	\$2,949,066.95
<i>ADJUSTMENTS</i>			Missed PSN Payments	+ \$205.00
			Correct 8/28 PSN Pmt	- \$75.00
<i>GRAND TOTAL</i>	\$5,644,980.45	\$772,600.82	\$960,807.74	\$5,833,317.37

Respectfully submitted on this 14th day of October 2019



FUNDS INVESTED AS OF: September 30, 2019

Checking Accounts:	BANK	RATE	BALANCE
Water & Sewer Electric Deposit Fund	FNB	0.30%	\$22,626.40
Police Dept. - Dare Project	USBank	0.30%	\$18,285.70
Motor Fuel Tax IL FUNDS Invest. Acct	IL FUNDS	2.01%	\$98,913.94
Motor Fuel Tax Checking Account	FNB	0.28%	\$5,867.41
C.D.A.P. Grant Account Checking	FNB	0.53%	\$500,921.94
Police Dept. - Police Vehicle Fund	FNB	0.00%	\$10,661.00
Fish Hatchery Deposit - closed Feb 2019	FNB	0.00%	\$0.00
Christmas in Carlyle	FNB	0.30%	\$13,795.15
Dog Park Donations	FNB	0.00%	\$316.01
Cafeteria Plan Account	FNB	0.00%	\$2,538.76
Health Insurance Account	FNB	0.30%	\$57,654.47
			<u>\$731,580.78</u>

SAVINGS/LONG TERM INVESTMENTS-Non General Fund

CD-Water,Sewer,Elec.	USBank	7/16/2019	0.15%	\$15,000.00
Case Halstead Library CD	Bank of Hillsbor	8/1/2022	3.15%	\$18,350.48
Sports Complex - Sav	FNB		0.30%	\$28,034.49
				<u>\$61,384.97</u>
				<u>\$792,965.75</u> [a]

General Fund Checking

	FNB	0.70%		
Starting Balance				\$1,523,086.68
Less interest not credited to books:				-\$878.37
Less checks outstanding:				-\$183,183.38
Plus returned checks:				+ \$1,624.07
Plus deposits not credited:				+ \$50,734.97
Less Deposits not on books: ACH Pmts on IMRF/FNB CDs/ST IL IDROP				\$0.00
Plus Credit Card payments processed not yet credited:				+ \$2,887.25
Less Credit Card payments rcvd for non general fund account:				\$0.00
+ Plus PSN credit card pmts collected not deposited				+ \$105.00
Carry over adjusting entry to balance (PSN corrections)				+ \$335.00
+/- adjustment				+ \$0.00
+/- adjustment				+ \$0.00
FNB General Fund Checking Balance:				<u>\$1,394,711.22</u>

Sales Tax & Income Tax Funds	IL FUNDS	2.01% / 2.01%		\$3,490,339.33
Less interest not credited to books:				\$5,995.77
Less Deposits not on books:				\$144,817.37
IL FUNDS Balance:				<u>\$3,339,526.19</u>
				<u>\$4,734,237.41</u> [b]

SAVINGS/LONG TERM INVESTMENTS-General Fund

INVESTMENT	BANK	MATURITY	RATE	BALANCE
Fund 61/Sewer Bond Int	FNB	1/0/1900	0.30%	\$11,579.96
Fund 52/Sewer Replace	FNB	2/19/2020	1.60%	\$187,500.00
CD	FNB	2/16/2020	1.60%	\$250,000.00
CD	National Bank	9/15/2022	3.15%	\$200,000.00
CD	FNB	8/14/2021	2.88%	\$200,000.00
CD	National Bank	8/28/2022	3.15%	\$250,000.00
Less interest not on books(interest received)				\$0.00
Plus Dormancy Service Charge on Sewer Bond Int Acct				\$0.00
				<u>\$1,099,079.96</u> [c]

TOTAL GENERAL FUND: [b+c] **\$5,833,317.37** [d]

TOTAL ALL FUNDS AS OF: **September 30, 2019** [a+d] **\$6,626,283.12**

FHLBC Line of Credit @ FNB	\$3,075,000.00
Securities pledged @ USBank	\$0.00
Securities pledged @ National Bank	\$200,000.00

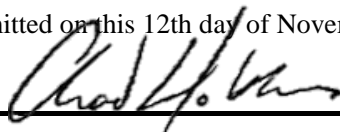
FNB = First National Bank in Carlyle
 USBank = US Bank
 National Bank = National Bank

Statement of Financial Position

To the Honorable Mayor and City Council members of the City of Carlyle, I, Chad Holthaus, Treasurer of the City of Carlyle, Illinois hereby submit the following report showing the state of the treasury at the close of business as of October 31, 2019.

<i>FUNDS</i>	<i>BEGINNING BAL.</i>	<i>DISBURSEMENTS</i>	<i>RECEIPTS</i>	<i>ENDING BALANCE</i>
1. General Funds	\$483,965.30	\$85,268.38	\$132,366.17	\$531,063.09
2. Corporate Office	\$742,115.27	\$53,625.57	\$64,556.62	\$753,046.32
3. Street & Alley	-\$2,957.80	\$32,321.43	\$40,360.87	\$5,081.64
4. Police	-\$160.49	\$55,418.16	\$64,067.19	\$8,488.54
11. Economic Development	\$5,344.73	\$0.00	\$0.00	\$5,344.73
12. Civil Defense	\$12,406.05	\$0.00	\$338.28	\$12,744.33
13. Garbage	\$6,682.89	\$40,449.05	\$20,615.71	-\$13,150.45
14. Hotel/Motel Tax	\$27,488.07	\$1,490.00	\$3,500.83	\$29,498.90
16. Retirement	\$20,652.09	\$8,786.88	\$26,503.71	\$38,368.92
17. Park	-\$1,493.77	\$17,103.17	\$19,932.69	\$1,335.75
18. Playground	\$4,394.10	\$9,518.70	\$15,253.13	\$10,128.53
19. Social Security	\$17,224.11	\$7,113.76	\$21,161.15	\$31,271.50
20. Library	\$5,222.81	\$15,712.78	\$13,091.83	\$2,601.86
21. Sports Complex	\$3,857.03	\$0.00	\$0.00	\$3,857.03
22. Pool House Loan	\$6,100.00	\$3,900.00	\$5,000.00	\$7,200.00
23. Library Grant Fund	\$0.00	\$0.00	\$0.00	\$0.00
32. TIF - III	\$143,130.46	\$899.17	\$20,127.01	\$162,358.30
34. TIF - II	\$353,755.58	\$7,247.73	\$208,154.04	\$554,661.89
33. TIF - I	\$287,064.84	\$2,852.00	\$176,344.10	\$460,556.94
41. Infrastructure	\$769,329.15	\$72,616.39	\$254,382.26	\$951,095.02
<i>SUB-TOTAL</i>	\$2,884,120.42	\$414,323.17	\$1,085,755.59	\$3,555,552.84
51. Water	\$81,510.75	\$89,642.35	\$114,969.81	\$106,838.21
70. Water Bond & Int.	\$0.00	\$0.00	\$0.00	\$0.00
71. Water Bond & Int. Reserve	\$0.00	\$0.00	\$0.00	\$0.00
72. Water Bond & Int.	\$0.00	\$0.00	\$0.00	\$0.00
73. Alternate Water	\$0.00	\$0.00	\$0.00	\$0.00
74. Water Reserve & Contingency	\$0.00	\$0.00	\$0.00	\$0.00
52. Sewer	\$241,727.10	\$39,332.74	\$53,345.42	\$255,739.78
60. Sewer Bond & Int.	\$0.00	\$0.00	\$0.00	\$0.00
61. Sewer Bond & Int.	\$0.00	\$0.00	\$0.00	\$0.00
62. Sewer Bond & Int.	\$0.00	\$0.00	\$0.00	\$0.00
64. Sewer & Reserve Contingency	\$466,184.79	\$0.00	\$5,250.00	\$471,434.79
53. Electric	\$85,775.21	\$404,769.09	\$375,250.17	\$56,256.29
54. Projects	\$0.00	\$5,652.40	\$5,652.40	\$0.00
82. Electric Reserve & Contingency	\$2,073,869.10	\$0.00	\$0.00	\$2,073,869.10
98. Utility Cash Clearing	\$0.00	\$0.00	\$0.00	\$0.00
<i>SUB-TOTAL</i>	\$2,949,066.95	\$539,396.58	\$554,467.80	\$2,964,138.17
<i>ADJUSTMENTS</i>				
			Missed 10/1 Blue Sombrero Pmt	+ \$119.91
			Reverse Non Cash Receipt	- \$75.00
<i>GRAND TOTAL</i>	\$5,833,187.37	\$953,719.75	\$1,640,223.39	\$6,519,735.92

Respectfully submitted on this 12th day of November 2019



FUNDS INVESTED AS OF: October 31, 2019

Checking Accounts:	BANK	RATE	BALANCE
Water & Sewer Electric Deposit Fund	FNB	0.30%	\$22,638.03
Police Dept. - Dare Project	USBank	0.30%	\$17,535.52
Motor Fuel Tax IL FUNDS Invest. Acct	IL FUNDS	1.86%	\$110,940.82
Motor Fuel Tax Checking Account	FNB	0.25%	\$4,602.36
C.D.A.P. Grant Account Checking	FNB	0.60%	\$504,308.59
Police Dept. - Police Vehicle Fund	FNB	0.00%	\$10,701.00
Fish Hatchery Deposit - closed Feb 2019	FNB	0.00%	\$0.00
Christmas in Carlyle	FNB	0.30%	\$12,798.86
Dog Park Donations	FNB	0.00%	\$366.01
Cafeteria Plan Account	FNB	0.00%	\$1,898.65
Health Insurance Account	FNB	0.30%	\$47,831.85
			<u>\$733,621.69</u>

SAVINGS/LONG TERM INVESTMENTS-Non General Fund

CD-Water,Sewer,Elec.	USBank	7/16/2019	0.15%	\$15,000.00
Case Halstead Library CD	Bank of Hillsbor	8/1/2022	3.15%	\$18,350.48
Sports Complex - Sav	FNB		0.30%	\$28,034.49
				<u>\$61,384.97</u>
				<u>\$795,006.66</u> [a]

General Fund Checking

	FNB	0.70%		
Starting Balance				\$2,026,419.80
Less interest not credited to books:				-\$1,200.29
Less checks outstanding:				-\$131,339.50
Plus returned checks:				+ \$1,281.55
Plus deposits not credited:				+ \$32,787.35
Less Deposits not on books: ACH Pmts on IMRF/FNB CDs/ST IL IDROP				\$0.00
Plus Credit Card payments processed not yet credited:				+ \$2,797.72
Less Credit Card payments rcvd for non general fund account:				-\$510.00
+ Plus PSN credit card pmts collected not deposited				+ \$80.00
Carry over adjusting entry to balance (PSN corrections)				+ \$0.00
+/- adjustment				+ \$0.00
+/- adjustment				+ \$0.00
FNB General Fund Checking Balance:				<u>\$1,930,316.63</u>

Sales Tax & Income Tax Funds	IL FUNDS	1.86% / 1.86%		\$3,667,133.38
Less interest not credited to books:				\$5,881.50
Less Deposits not on books:				\$170,912.55
IL FUNDS Balance:				<u>\$3,490,339.33</u>
				<u>\$5,420,655.96</u> [b]

SAVINGS/LONG TERM INVESTMENTS-General Fund

INVESTMENT	BANK	MATURITY	RATE	BALANCE
Fund 61/Sewer Bond Int	FNB	1/0/1900	0.30%	\$11,579.96
Fund 52/Sewer Replace	FNB	2/19/2020	1.60%	\$187,500.00
CD	FNB	2/16/2020	1.60%	\$250,000.00
CD	National Bank	9/15/2022	3.15%	\$200,000.00
CD	FNB	8/14/2021	2.88%	\$200,000.00
CD	National Bank	8/28/2022	3.15%	\$250,000.00
Less interest not on books(interest received)				\$0.00
Plus Dormancy Service Charge on Sewer Bond Int Acct				\$0.00
				<u>\$1,099,079.96</u> [c]

TOTAL GENERAL FUND: [b+c] **\$6,519,735.92** [d]

TOTAL ALL FUNDS AS OF: **October 31, 2019** [a+d] **\$7,314,742.58**

FHLBC Line of Credit @ FNB \$3,075,000.00
 Securities pledged @ USBank \$0.00
 Securities pledged @ National Bank \$200,000.00

FNB = First National Bank in Carlyle
 USBank = US Bank
 National Bank = National Bank


Statement of Financial Position

To the Honorable Mayor and City Council members of the City of Carlyle, I, Chad Holthaus, Treasurer of the City of Carlyle, Illinois hereby submit the following report showing the state of the treasury at the close of business as of November 30, 2019.

<i>FUNDS</i>	<i>BEGINNING BAL.</i>	<i>DISBURSEMENTS</i>	<i>RECEIPTS</i>	<i>ENDING BALANCE</i>
1. General Funds	\$531,063.09	\$195,576.18	\$169,363.24	\$504,850.15
2. Corporate Office	\$753,046.32	\$37,198.88	\$42,065.28	\$757,912.72
3. Street & Alley	\$5,081.64	\$45,938.87	\$45,909.34	\$5,052.11
4. Police	\$8,488.54	\$106,837.45	\$102,973.12	\$4,624.21
11. Economic Development	\$5,344.73	\$0.00	\$0.00	\$5,344.73
12. Civil Defense	\$12,744.33	\$0.00	\$0.00	\$12,744.33
13. Garbage	-\$13,150.45	\$20,761.98	\$20,602.98	-\$13,309.45
14. Hotel/Motel Tax	\$29,498.90	\$9,319.00	\$30.85	\$20,210.75
16. Retirement	\$38,368.92	\$9,134.48	\$0.00	\$29,234.44
17. Park	\$1,335.75	\$19,855.29	\$20,000.00	\$1,480.46
18. Playground	\$10,128.53	\$17,974.22	\$11,172.69	\$3,327.00
19. Social Security	\$31,271.50	\$7,222.31	\$0.00	\$24,049.19
20. Library	\$2,601.86	\$15,424.13	\$15,770.00	\$2,947.73
21. Sports Complex	\$3,857.03	\$0.00	\$0.00	\$3,857.03
22. Pool House Loan	\$7,200.00	\$3,900.00	\$5,000.00	\$8,300.00
23. Library Grant Fund	\$0.00	\$0.00	\$0.00	\$0.00
32. TIF - III	\$162,358.30	\$899.17	\$166.30	\$161,625.43
34. TIF - II	\$554,661.89	\$7,247.73	\$568.81	\$547,982.97
33. TIF - I	\$460,556.94	\$2,627.00	\$471.93	\$458,401.87
41. Infrastructure	\$951,095.02	\$276,821.81	\$24,948.50	\$699,221.71
<i>SUB-TOTAL</i>	\$3,555,552.84	\$776,738.50	\$459,043.04	\$3,237,857.38

51. Water	\$106,838.21	\$130,753.07	\$119,440.73	\$95,525.87
70. Water Bond & Int.	\$0.00	\$0.00	\$0.00	\$0.00
71. Water Bond & Int. Reserve	\$0.00	\$0.00	\$0.00	\$0.00
72. Water Bond & Int.	\$0.00	\$0.00	\$0.00	\$0.00
73. Alternate Water	\$0.00	\$0.00	\$0.00	\$0.00
74. Water Reserve & Contingency	\$0.00	\$0.00	\$0.00	\$0.00
52. Sewer	\$255,739.78	\$50,623.59	\$54,292.63	\$259,408.82
60. Sewer Bond & Int.	\$0.00	\$0.00	\$0.00	\$0.00
61. Sewer Bond & Int.	\$0.00	\$0.00	\$0.00	\$0.00
62. Sewer Bond & Int.	\$0.00	\$0.00	\$0.00	\$0.00
64. Sewer & Reserve Contingency	\$471,434.79	\$0.00	\$5,250.00	\$476,684.79
53. Electric	\$56,256.29	\$380,850.82	\$369,264.67	\$44,670.14
54. Projects	\$0.00	\$0.00	\$0.00	\$0.00
82. Electric Reserve & Contingency	\$2,073,869.10	\$0.00	\$0.00	\$2,073,869.10
98. Utility Cash Clearing	\$0.00	\$0.00	\$0.00	
<i>SUB-TOTAL</i>	\$2,964,138.17	\$562,227.48	\$548,248.03	\$2,950,158.72
<i>ADJUSTMENTS</i>			Missed 11/29/2019 PSN Pmt	+ \$75.00
<i>GRAND TOTAL</i>	\$6,519,691.01	\$1,338,965.98	\$1,007,291.07	\$6,188,091.10

Respectfully submitted on this 9th day of December 2019



FUNDS INVESTED AS OF: November 30, 2019

Checking Accounts:	BANK	RATE	BALANCE	
Water & Sewer Electric Deposit Fund	FNB	0.30%	\$22,643.93	
Police Dept. - Dare Project	USBank	0.30%	\$17,539.84	
Motor Fuel Tax IL FUNDS Invest. Acct	IL FUNDS	1.74%	\$121,989.34	
Motor Fuel Tax Checking Account	FNB	0.25%	\$4,603.31	
C.D.A.P. Grant Account Checking	FNB	0.60%	\$507,157.08	
Police Dept. - Police Vehicle Fund	FNB	0.00%	\$10,741.00	
Fish Hatchery Deposit - closed Feb 2019	FNB	0.00%	\$0.00	
Christmas in Carlyle	FNB	0.30%	\$12,088.12	
Dog Park Donations	FNB	0.00%	\$366.01	
Cafeteria Plan Account	FNB	0.00%	\$2,233.27	
Health Insurance Account	FNB	0.30%	\$37,949.63	\$737,311.53
SAVINGS/LONG TERM INVESTMENTS-Non General Fund				
CD-Water,Sewer,Elec.	USBank	7/16/2019	0.15%	\$15,000.00
Case Halstead Library CD	Bank of Hillsbor	8/1/2022	3.15%	\$18,350.48
Sports Complex - Sav	FNB		0.30%	\$28,034.49
				\$61,384.97
				<u>\$798,696.50</u> [a]

General Fund Checking	FNB	0.70%		
Starting Balance			\$1,611,999.53	
Less interest not credited to books:			-\$1,081.53	
Less checks outstanding:			-\$239,034.92	
Plus returned checks:			+ \$889.07	
Plus deposits not credited:			+ \$46,957.79	
Less Deposits not on books: ACH Pmts on IMRF/FNB CDs/ST IL IDROP			-\$2,490.74	
Plus Credit Card payments processed not yet credited:			+ \$4,859.94	
Less Credit Card payments rcvd for non general fund account:			\$0.00	
+ Plus PSN credit card pmts collected not deposited			+ \$75.00	
October WSE deposits trasfer to WSE account in December			- \$510.00	
+/- carry over adjustment to reconcile			+ \$150.00	
Deluxe Business Checks ACH pmt			+ \$63.62	
FNB General Fund Checking Balance:			<u>\$1,421,877.76</u>	
Sales Tax & Income Tax Funds	IL FUNDS	1.74% / 1.74%	\$3,822,035.98	
Less interest not credited to books:			\$5,475.30	
Less Deposits not on books:			\$149,427.30	
IL FUNDS Balance:			<u>\$3,667,133.38</u>	<u>\$5,089,011.14</u> [b]

SAVINGS/LONG TERM INVESTMENTS-General Fund				
INVESTMENT	BANK	MATURITY	RATE	BALANCE
Fund 61/Sewer Bond Int	FNB	1/0/1900	0.30%	\$11,579.96
Fund 52/Sewer Replace	FNB	2/19/2020	1.60%	\$187,500.00
CD	FNB	2/16/2020	1.60%	\$250,000.00
CD	National Bank	9/15/2022	3.15%	\$200,000.00
CD	FNB	8/14/2021	2.88%	\$200,000.00
CD	National Bank	8/28/2022	3.15%	\$250,000.00
Less interest not on books(interest received)				\$0.00
Plus Dormancy Service Charge on Sewer Bond Int Acct				\$0.00
				<u>\$1,099,079.96</u> [c]

TOTAL GENERAL FUND: [b+c] **\$6,188,091.10** [d]

TOTAL ALL FUNDS AS OF: **November 30, 2019** [a+d] **\$6,986,787.60**

FHLBC Line of Credit @ FNB \$3,075,000.00
 Securities pledged @ USBank \$0.00
 Securities pledged @ National Bank \$200,000.00

FNB = First National Bank in Carlyle
 USBank = US Bank
 National Bank = National Bank

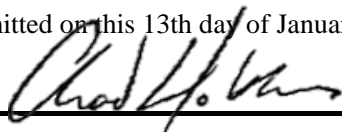
Statement of Financial Position

To the Honorable Mayor and City Council members of the City of Carlyle, I, Chad Holthaus, Treasurer of the City of Carlyle, Illinois hereby submit the following report showing the state of the treasury at the close of business as of December 31, 2019.

<i>FUNDS</i>	<i>BEGINNING BAL.</i>	<i>DISBURSEMENTS</i>	<i>RECEIPTS</i>	<i>ENDING BALANCE</i>
1. General Funds	\$504,898.86	\$100,501.43	\$138,945.59	\$543,343.02
2. Corporate Office	\$757,912.72	\$32,165.22	\$44,154.70	\$769,902.20
3. Street & Alley	\$5,052.11	\$28,441.82	\$25,884.34	\$2,494.63
4. Police	\$4,624.21	\$49,495.78	\$54,541.49	\$9,669.92
11. Economic Development	\$5,344.73	\$0.00	\$0.00	\$5,344.73
12. Civil Defense	\$12,744.33	\$0.00	\$31.50	\$12,775.83
13. Garbage	-\$13,309.45	\$20,961.98	\$21,236.69	-\$13,034.74
14. Hotel/Motel Tax	\$20,213.36	\$1,411.00	\$3,130.84	\$21,933.20
16. Retirement	\$29,234.44	\$9,517.49	\$2,350.57	\$22,067.52
17. Park	\$1,480.46	\$5,989.33	\$6,919.49	\$2,410.62
18. Playground	\$3,327.00	\$6,992.75	\$11,634.42	\$7,968.67
19. Social Security	\$24,049.19	\$7,413.38	\$1,876.98	\$18,512.79
20. Library	\$2,947.73	\$14,059.84	\$16,788.67	\$5,676.56
21. Sports Complex	\$3,857.03	\$0.00	\$0.00	\$3,857.03
22. Pool House Loan	\$8,300.00	\$3,900.00	\$0.00	\$4,400.00
23. Library Grant Fund	\$0.00	\$0.00	\$0.00	\$0.00
32. TIF - III	\$161,642.44	\$75,410.55	\$2,117.00	\$88,348.89
34. TIF - II	\$548,005.50	\$604,764.55	\$62,173.99	\$5,414.94
33. TIF - I	\$458,428.55	\$220,416.60	\$4,896.59	\$242,908.54
41. Infrastructure	\$699,221.71	\$0.00	\$23,082.94	\$722,304.65
<i>SUB-TOTAL</i>	\$3,237,974.92	\$1,181,441.72	\$419,765.80	\$2,476,299.00

51. Water	\$95,528.11	\$74,718.32	\$113,271.23	\$134,081.02
70. Water Bond & Int.	\$0.00	\$0.00	\$0.00	\$0.00
71. Water Bond & Int. Reserve	\$0.00	\$0.00	\$0.00	\$0.00
72. Water Bond & Int.	\$0.00	\$0.00	\$0.00	\$0.00
73. Alternate Water	\$0.00	\$0.00	\$0.00	\$0.00
74. Water Reserve & Contingency	\$0.00	\$0.00	\$0.00	\$0.00
52. Sewer	\$259,005.44	\$25,213.95	\$72,322.36	\$306,113.85
60. Sewer Bond & Int.	\$0.00	\$0.00	\$0.00	\$0.00
61. Sewer Bond & Int.	\$0.00	\$0.00	\$0.00	\$0.00
62. Sewer Bond & Int.	\$0.00	\$0.00	\$0.00	\$0.00
64. Sewer & Reserve Contingency	\$476,684.79	\$0.00	\$5,250.00	\$481,934.79
53. Electric	\$44,953.74	\$266,971.36	\$356,616.13	\$134,598.51
54. Projects	\$0.00	\$0.00	\$0.00	\$0.00
82. Electric Reserve & Contingency	\$2,073,869.10	\$0.00	\$0.00	\$2,073,869.10
98. Utility Cash Clearing	\$0.00	\$0.00	\$0.00	\$0.00
<i>SUB-TOTAL</i>	\$2,950,041.18	\$366,903.63	\$547,459.72	\$3,130,597.27
<i>ADJUSTMENTS</i>				
<i>GRAND TOTAL</i>	\$6,188,016.10	\$1,548,345.35	\$967,225.52	\$5,606,896.27

Respectfully submitted on this 13th day of January 2020



FUNDS INVESTED AS OF: December 31, 2019

Checking Accounts:		BANK	RATE	BALANCE	
Water & Sewer Electric Deposit Fund	FNB	0.30%		\$23,235.10	
Police Dept. - Dare Project	USBank	0.30%		\$13,983.15	
Motor Fuel Tax IL FUNDS Invest. Acct	IL FUNDS	1.70%		\$126,419.95	
Motor Fuel Tax Checking Account	FNB	0.27%		\$4,743.44	
C.D.A.P. Grant Account Checking	FNB	0.60%		\$511,239.93	
Police Dept. - Police Vehicle Fund	FNB	0.00%		\$10,772.00	
Fish Hatchery Deposit - closed Feb 2019	FNB	0.00%		\$0.00	
Christmas in Carlyle	FNB	0.30%		\$15,254.62	
Dog Park Donations	FNB	0.00%		\$416.01	
Cafeteria Plan Account	FNB	0.00%		\$1,490.47	
Health Insurance Account	FNB	0.30%		\$23,907.71	\$731,462.38
SAVINGS/LONG TERM INVESTMENTS-Non General Fund					
CD-Water,Sewer,Elec.	USBank	7/16/2019	0.15%	\$15,000.00	
Case Halstead Library CD	Bank of Hillsbor	8/1/2022	3.15%	\$18,350.48	
Sports Complex - Sav	FNB		0.30%	\$28,076.43	\$61,426.91
					<u>\$792,889.29</u> [a]
General Fund Checking		FNB	0.70%		
Starting Balance				\$1,295,127.25	
Less interest not credited to books:				-\$915.71	
Less checks outstanding:				-\$621,886.59	
Plus returned checks:				+\$1,009.07	
Plus deposits not credited:				+\$10,573.56	
Less Deposits not on books: ACH Pmts on IMRF/FNB CDs/ST IL IDROP				-\$2,490.74	
Plus Credit Card payments processed not yet credited:				+\$4,458.49	
Less Credit Card payments rcvd for non general fund account:				-\$170.00	
- Less PSN '79/'80-PY pmts posted for prior month/last month transit				-\$75.00	
+/- adjustment				+\$0.00	
+/- carry over adjustment to reconcile				+\$150.00	
Deluxe Business Checks ACH pmt				+\$0.00	
FNB General Fund Checking Balance:				<u>\$685,780.33</u>	
Sales Tax & Income Tax Funds	IL FUNDS	1.70% / 1.70%		\$3,972,990.77	
Less interest not credited to books:				\$5,747.76	
Less Deposits not on books:				\$145,207.03	
IL FUNDS Balance:				\$3,822,035.98	\$4,507,816.31 [b]
SAVINGS/LONG TERM INVESTMENTS-General Fund					
INVESTMENT	BANK	MATURITY	RATE		
Fund 61/Sewer Bond Int	FNB	1/0/1900	0.30%	\$11,597.28	
Fund 52/Sewer Replace	FNB	2/19/2020	1.60%	\$187,500.00	
CD	FNB	2/16/2020	1.60%	\$250,000.00	
CD	National Bank	9/15/2022	3.15%	\$200,000.00	
CD	FNB	8/14/2021	2.88%	\$200,000.00	
CD	National Bank	8/28/2022	3.15%	\$250,000.00	
Less interest not on books(interest received)				\$17.32	
Plus Dormancy Service Charge on Sewer Bond Int Acct				\$0.00	\$1,099,079.96 [c]
TOTAL GENERAL FUND:				[b+c]	<u>\$5,606,896.27</u> [d]
TOTAL ALL FUNDS AS OF:					[a+d] <u>\$6,399,785.56</u>
					December 31, 2019
FHLBC Line of Credit @ FNB		\$3,075,000.00			
Securities pledged @ USBank		\$0.00			
Securities pledged @ National Bank		\$200,000.00			

FNB = First National Bank in Carlyle
 USBank = US Bank
 National Bank = National Bank